


ASME BPE 部件

ASME BPE COMPONENTS





















CERTIFIED
QUALITY


















符合ASME BPE标准的管子和管件的规格及尺寸。




Specifications and Dimensions for Tubes and Fittings according to ASME BPE Standard

页码 Page			
4		关于bpe-direct About bpe-direct	
6		规范 Specification	
		ASME BPE (ASME BPE 2009)	符合ASME BPE的牌号 Designations according to ASME BPE
10		DT-4-1 DT-1	管子 Tube
11		DT-4.1.1-1 DT-7	90°弯头 Automatic Tube Weld: 90° Elbow
12		DT-4.1.1-9	单卡式88°弯头 Automatic Tube Weld: 88° Elbow
13		DT-4.1.1-10	单卡式92°弯头 Automatic Tube Weld: 92° Elbow
14		DT-4.1.1-2 DT-12	单卡式90°弯头 Automatic Tube Weld: Hygienic Clamp Joint, 90° Elbow
15		DT-4.1.1-3 DT-16	卡式90°弯头 Hygienic Clamp Joint: 90° Elbow
16		DT-4.1.1-4 DT-8	45°弯头 Automatic Tube Weld: 45° Elbow
17		DT-4.1.1-5 DT-13	单卡式45°弯头 Automatic Tube Weld: Hygienic Clamp Joint, 45° Elbow
18		DT-4.1.1-6 DT-17	卡式45°弯头 Hygienic Clamp Joint: 45° Elbow
19		DT-4.1.1-7 DT-23	180°U型弯头 Automatic Tube Weld: 180° Return Bend
20		DT-4.1.1-8 DT-24	卡式180°U型弯头 Hygienic Clamp Joint: 180° Return Bend
22		DT-4.1.2-1 DT-9	等径三通 Automatic Tube Weld: Straight Tee
23		DT-4.1.2-1 DT-9	等径四通 Automatic Tube Weld: Straight Cross
24		DT-4.1.2-2 DT-15	单卡短切等径三通 Automatic Tube Weld: Short Outlet Hygienic Clamp Joint Tee
25		DT-4.1.2-3 DT-25	L型仪表三通 Hygienic Mechanical Joint: Short Outlet Run Tee
26		DT-4.1.2-4 DT-18	卡式等径三通 Hygienic Clamp Joint: Straight Tee

内容免责声明：该样本的内容已进行审核。但是Dockweiler对于内容的正确性、完整性、可靠性、可用性和有效性不承担任何责任，这同样适用于使用这些术语的其他Dockweiler子公司。因此所有的客户均有义务检查内容是否符合预期用途，或安排专业人员进行审核。

27		DT-4.1.2-4 DT-18	卡式等径四通 Hygienic Clamp Joint: Straight Cross
28		DT-4.1.2-5 DT-27	卡式短切等径三通 Hygienic Clamp Joint: Short Outlet Tee
30		DT-4.1.2-6 DT-10	变径三通 Automatic Tube Weld: Reducing Tee
32		DT-4.1.2-7 DT-14	单卡短切变径三通 Automatic Tube Weld: Short Outlet Hygienic Clamp, Joint Reducing Tee
34		DT-4.1.2-8 DT-19	卡式变径三通 Hygienic Clamp Joint: Reducing Tee
36		DT-4.1.2-9 DT-20	卡式短切变径三通 Hygienic Clamp Joint: Short Outlet Reducing Tee
38		DT-4.1.2-10 DT-28	焊式仪表三通 Automatic Tube Weld: Instrument Tee
39		DT-4.1.2-11 DT-29	卡式仪表三通 Hygienic Clamp Joint: Instrument Tee
42		DT-4.1.3-1	同心大小头 Automatic Tube Weld: Concentric Reducer
43		DT-4.1.3-1	偏心大小头 Automatic Tube Weld: Eccentric Reducer
44		DT-4.1.3-2	单卡式同心大小头 Hygienic Clamp Joint: Tube Weld Concentric Reducer
45		DT-4.1.3-2	单卡式偏心大小头 Hygienic Clamp Joint: Tube Weld Eccentric Reducer
46		DT-4.1.3-3	卡式同心大小头 Hygienic Clamp Joint: Concentric Reducer
47		DT-4.1.3-3	卡式偏心大小头 Hygienic Clamp Joint: Eccentric Reducer
50		DT-4.1.4-1 DT-22	接头 Automatic Tube Weld: Ferrule
52		DT-4.1.5-1 DT-30	管帽 Automatic Tube Weld: Cap
53		DT-4.1.5-2 DT-31	盲板 Hygienic Clamp Joint: Solid End Cap
57			更多产品 Additional Products
63			概述 General Information

Disclaimer for contents: The contents of the catalog have been prepared with the greatest care. However, Dockweiler AG does not assume any liability for the correctness, completeness, reliability, usability and validity of the contents. The same applies to other Dockweiler companies that use this term. The respective customer is therefore obliged to check all contents in advance for their suitability for the intended use or to have them checked by a qualified professional.



最新的ASME-BPE产品: Dockweiler多年以来的标准产品

美国机械工程师协会于1997年首次发布了该生物加工标准。它已成为世界范围内生物技术和制药行业的标准规范。从那时起, ASME BPE已成为生物技术和制药行业液体介质运输的全球公认的标准规范。BPE -direct是符合ASME BPE标准的Dockweiler管道与管件。作为世界领先的不锈钢管道供应商之一, 每一个部件都融合了我们的经验。ASME BPE标准同样适用于新开发的三通管件和88°弯头和92°弯头, 这是Dockweiler长期以来的标准配置。

Latest ASME-BPE products: Standard at Dockweiler for many years

The American Society of Mechanical Engineers first published this standard in 1997 for Bioprocessing Equipment and it has become a standard specification worldwide for the biotechnological and pharmaceutical industries. Since then, ASME BPE has become a globally recognized standard specification for the transport of liquid media in the biotechnology and pharmaceutical industries. bpe-direct are Dockweiler tubes and fittings according to ASME BPE. Every component incorporates our experience as one of the world's leading manufacturers of stainless steel tube systems. This also applies to the new tee-pieces and the 88° and 92° elbows, which have long been standard at Dockweiler.

bpe-direct

用于制药工业和生物技术的可靠工艺。

For reliable processes in the pharmaceutical industry and biotechnology.



可通过欧洲和亚洲的充足库存实现快速可靠的交付

Fast and reliable delivery through extensive stock in Europe and Asia

电解抛光产品符合以下标准
ASME BPE SF4等级至SF6等级

Electropolished versions according to ASME BPE classes SF4 to SF6



全球独一无二:
获得C22和AL-6XN等特殊材料的认证

Worldwide unique: certified for special materials such as C22 and AL-6XN

bpe-direct

尺寸 / Dimensions

OD 管径 / OD TUBING

符合ASME BPE第DT部分 / acc. to ASME BPE, Part DT

1/4" to 6" (0,250 x 0,035 inch to 6,000 x 0,109 inch)
1/4英寸至6英寸 (0.250 x 0.035英寸至6.000 x 0.109 寸)
6.35 x 0.89mm至152.40 x 2.77mm

6,35 x 0,89 mm to 152,40 x 2,77 mm
6,35 x 0,89mm至152,40 x 2,77mm

材料 / Materials

UNS S31603 (316L)
UNS S31603 (316L) / 1.4404*
UNS S31603 (316L) / 1.4435*
UNS N08904 (904L) / 1.4539
UNS N06022 (C22) / 2.4602
UNS N08367 (AL-6XN)

*规定硫含量为0.005 - 0.017%
Defined sulphur of 0.005 - 0.017%

硬度 / Hardness equivalent to:

max. 180 HV
最大180 HV

max. 90 HRB
最大90 HRB

质量和测试程序 / Quality and test procedures

基本测试证书验证 / Verification of basic test certificate	■
目视检查 / Visual inspection	■
光亮成品管内窥镜检查 / Endoscopic inspection of bright finished tubes	■
尺寸验证 / Verification of dimensions	■
粗糙度测量 / Roughness measurements	■

表面 / Surfaces

管子和管件 / TUBE AND TUBE FITTINGS

符合ASME BPE MM & SF / acc. to ASME BPE MM & SF

Mechanically polished / 机械抛光*:

SF0: No finish requirement/SFO: 无精加工要求
SF1: Ra max. ≤ 20 µin (0,51 µm) - Standard
SF1: Ra max. ≤ 20 µin (0,51 µm) - 标准
SF2: Ra max. ≤ 25 µin (0,64 µm)
SF3: Ra max. ≤ 30 µin (0,76 µm)

* 或符合Ra(最大值)的任何其他精加工方法
Or any other finishing method that meets the Ra(max)

电抛光 / Electropolished

SF4: Ra max. ≤ 15 µin (0,38 µm) - Standard
SF4: Ra max. ≤ 15 µin (0,38 µm) - 标准
SF5: Ra max. ≤ 20 µin (0,51 µm)
SF6: Ra max. ≤ 25 µin (0,64 µm)

表面处理 / Surface treatment:

- Mechanically polished*/机械抛光*:
Cleaning and test procedure ASTM A 632, S3
清洁和试验程序依照ASTM A 632, S3
- Electropolished:/电抛光:
Procedure acc. to Spec. Doc. 8.4-40/3.2/3.3.2
程序依照规范文档8.4-40/3.2/3.3.2

Free of oil and grease acc. to CGA G-4.1-2018 and ASTM G93
依照CGA G-4.1-2018和ASTM G93去油脂

技术交付条款

制造和测试

ASTM A 269 / A 632 / A 312 (管子)
DIN EN 10217-7 / 10216-5
长度: 5900 - 6090 mm,
3000mm的长度允许最大10%

外径≤5,00 mm的电抛光管的长度为2950±50mm。

最后准备

准备进行轨道焊接

标记信息

DOCKWEILER | DW编码
尺寸 | 材料 | 炉号

管子和管件具有永久性标记
管件用针或激光标记

文档、包装和运输 / Documentation, Packaging and Shipping

文档记录 / Documentation

符合EN 10204的Dockweiler检验证书3.1

Dockweiler Inspection Certificate 3.1 according to EN 10204

WebCert在线文档可选

WebCert online documentation optional

包装 / Packaging

管袋上的批次标签包含详细的质量信息

Batch label on the foil contains the detailed quality information

光亮成品管和管件用透明PE管帽封闭

Bright finished tubes and fittings are closed with transparent PE caps

用方形的PA/PE膜和黄色PE管帽封闭, 用PE袋套住并密封

Closed with PA/PE squares and yellow PE caps, sleeved and sealed in PE

用PE膜单独密封的管子和管件

Tubes and fittings individually sealed in PE foil

运输 / Shipping

用管状容器或板条箱交付管子

Delivery of tubes in tubular container or wooden crate

带有减震填充物的坚固纸箱中的管件

Fittings in strong cardboard box with shock-absorbing filler

Technical terms of delivery

Manufacture and testing

ASTM A 269 / A 632 / A 312 (Pipe),
DIN EN 10217-7 / 10216-5
Length 5900 - 6090 mm,
max. 10% short lengths of min. 3000 mm

Length for electropolished tubes OD ≤ 5,00 mm
will be 2950 ± 50 mm.

End preparation

prepared for orbital welding

Marking always with

DOCKWEILER | DW-Number
Dimension | Material | Heat number

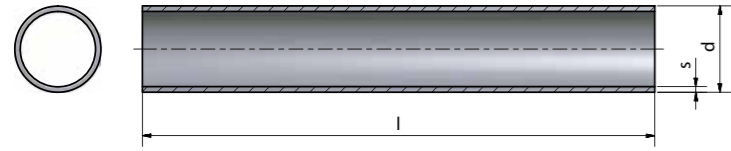
Tubes and fittings are permanently marked.
Fittings are needle or laser marked.

管子和弯头 TUBES AND ELBOWS

 **bpe-direct**



管子
Tube

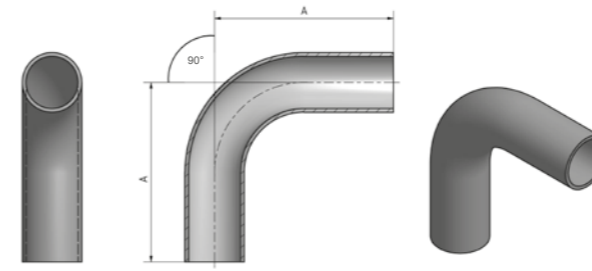


 bpe-direct

标称尺寸(d) Nominal Size		壁厚(s) Wall Thickness		订货号 Order Code	
英寸 / Inch	毫米 / mm	英寸 / Inch	毫米 / mm	SF1	SF4
1/4	6.35	0.035	0.89	SF1-04	SF4-04
3/8	9.53	0.035	0.89	SF1-06	SF4-06
1/2	12.70	0.065	1.65	SF1-08	SF4-08
3/4	19.05	0.065	1.65	SF1-12	SF4-12
1	25.40	0.065	1.65	SF1-16	SF4-16
1 1/2	38.10	0.065	1.65	SF1-24	SF4-24
2	50.80	0.065	1.65	SF1-32	SF4-32
2 1/2	63.50	0.065	1.65	SF1-40	SF4-40
3	76.20	0.065	1.65	SF1-48	SF4-48
4	101.60	0.083	2.11	SF1-64	SF4-64
6	152.40	0.109	2.77	SF1-96	SF4-96

可按要求提供其他尺寸。数据可能会有变更。
Further dimensions on request. Subject to alteration.

90°弯头
Automatic Tube Weld: 90° Elbow



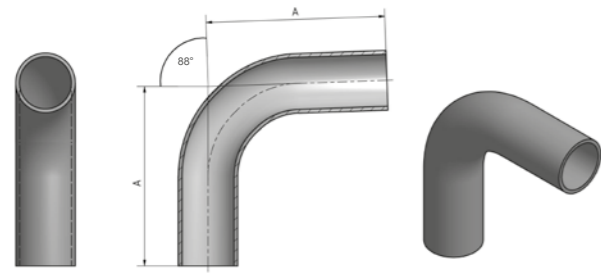
 bpe-direct

标称尺寸(d) Nominal Size		A		订货号 Order Code	
英寸 / Inch	毫米 / mm	英寸 / Inch	毫米 / mm	SF1	SF4
1/4	6.35	2.625	66.7	SF1-9L-04-1-1	SF4-9L-04-1-1
3/8	9.53	2.625	66.7	SF1-9L-06-1-1	SF4-9L-06-1-1
1/2	12.70	3.000	76.2	SF1-9L-08-1-1	SF4-9L-08-1-1
3/4	19.05	3.000	76.2	SF1-9L-12-1-1	SF4-9L-12-1-1
1	25.40	3.000	76.2	SF1-9L-16-1-1	SF4-9L-16-1-1
1 1/2	38.10	3.750	95.3	SF1-9L-24-1-1	SF4-9L-24-1-1
2	50.80	4.750	120.7	SF1-9L-32-1-1	SF4-9L-32-1-1
2 1/2	63.50	5.500	139.7	SF1-9L-40-1-1	SF4-9L-40-1-1
3	76.20	6.250	158.8	SF1-9L-48-1-1	SF4-9L-48-1-1
4	101.60	8.000	203.2	SF1-9L-64-1-1	SF4-9L-64-1-1
6	152.40	11.500	292.1	SF1-9L-96-1-1	SF4-9L-96-1-1

可按要求提供其他尺寸。数据可能会有变更。夹具尺寸参见表DT-4.1.4-1
Further dimensions on request. Subject to alteration.

88°弯头

Automatic Tube Weld: 88° Elbow

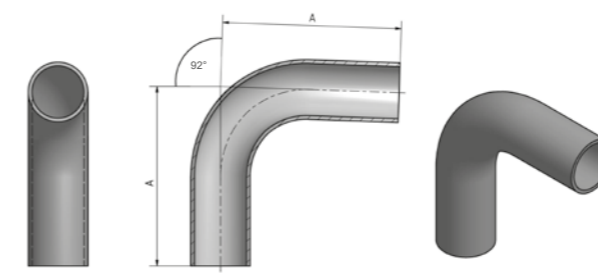



标称尺寸(d) Nominal Size		A		订货号 Order Code	
英寸 / Inch	毫米 / mm	英寸 / Inch	毫米 / mm	SF1	SF4
1/4	6,35	2,700	68,58	SF1-8L-04-1-9	SF4-8L-04-1-9
3/8	9,53	2,700	68,58	SF1-8L-06-1-9	SF4-8L-06-1-9
1/2	12,7	3,065	77,85	SF1-8L-08-1-9	SF4-8L-08-1-9
3/4	19,05	3,065	77,85	SF1-8L-12-1-9	SF4-8L-12-1-9
1	25,4	3,050	77,47	SF1-8L-16-1-9	SF4-8L-16-1-9
1 1/2	38,1	3,800	96,52	SF1-8L-24-1-9	SF4-8L-24-1-9
2	50,8	4,810	122,17	SF1-8L-32-1-9	SF4-8L-32-1-9
2 1/2	63,5	5,560	141,22	SF1-8L-40-1-9	SF4-8L-40-1-9
3	76,2	6,310	160,27	SF1-8L-48-1-9	SF4-8L-48-1-9
4	101,6	8,065	204,85	SF1-8L-64-1-9	SF4-8L-64-1-9
6	152,4	11,580	294,13	SF1-8L-96-1-9	SF4-8L-96-1-9

可按要求提供其他尺寸。数据可能会有变更。
 Further dimensions on request. Subject to alteration.

92°弯头

Automatic Tube Weld: 92° Elbow

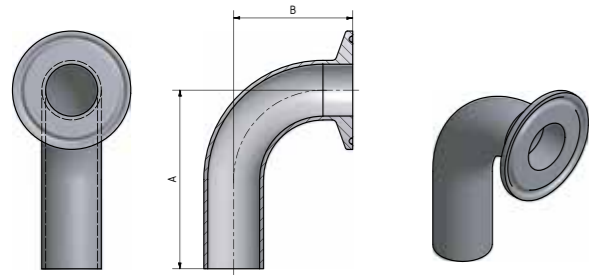



标称尺寸(d) Nominal Size		A		订货号 Order Code	
英寸 / Inch	毫米 / mm	英寸 / Inch	毫米 / mm	SF1	SF4
1/4	6,35	2,700	68,58	SF1-2L-04-1-10	SF4-2L-04-1-10
3/8	9,53	2,700	68,58	SF1-2L-06-1-10	SF4-2L-06-1-10
1/2	12,7	3,065	77,85	SF1-2L-08-1-10	SF4-2L-08-1-10
3/4	19,05	3,065	77,85	SF1-2L-12-1-10	SF4-2L-12-1-10
1	25,4	3,050	77,47	SF1-2L-16-1-10	SF4-2L-16-1-10
1 1/2	38,1	3,800	96,52	SF1-2L-24-1-10	SF4-2L-24-1-10
2	50,8	4,810	122,17	SF1-2L-32-1-10	SF4-2L-32-1-10
2 1/2	63,5	5,560	141,22	SF1-2L-40-1-10	SF4-2L-40-1-10
3	76,2	6,310	160,27	SF1-2L-48-1-10	SF4-2L-48-1-10
4	101,6	8,065	204,85	SF1-2L-64-1-10	SF4-2L-64-1-10
6	152,4	11,580	294,13	SF1-2L-96-1-10	SF4-2L-96-1-10

可按要求提供其他尺寸。数据可能会有变更。
 Further dimensions on request. Subject to alteration.

单卡式90°弯头

Automatic Tube Weld: Hygienic Clamp Joint, 90° Elbow



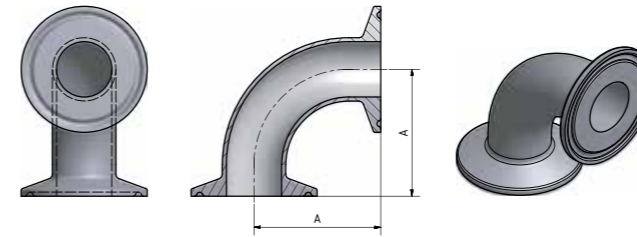
 bpe-direct

标称尺寸(d) Nominal Size		A		B		订货号 Order Code	
英寸 / Inch	毫米 / mm	英寸 / Inch	毫米 / mm	英寸 / Inch	毫米 / mm	SF1	SF4
1/4	6.35	2.625	66.7	1.625	41.3	SF1-9L-04-1-2	SF4-9L-04-1-2
3/8	9.53	2.625	66.7	1.625	41.3	SF1-9L-06-1-2	SF4-9L-06-1-2
1/2	12.70	3.000	76.2	1.625	41.3	SF1-9L-08-1-2	SF4-9L-08-1-2
3/4	19.05	3.000	76.2	1.625	41.3	SF1-9L-12-1-2	SF4-9L-12-1-2
1	25.40	3.000	76.2	2.000	50.8	SF1-9L-16-1-2	SF4-9L-16-1-2
1 1/2	38.10	3.750	95.3	2.750	69.9	SF1-9L-24-1-2	SF4-9L-24-1-2
2	50.80	4.750	120.7	3.500	88.9	SF1-9L-32-1-2	SF4-9L-32-1-2
2 1/2	63.50	5.500	139.7	4.250	108.0	SF1-9L-40-1-2	SF4-9L-40-1-2
3	76.20	6.250	158.8	5.000	127.0	SF1-9L-48-1-2	SF4-9L-48-1-2
4	101.60	8.000	203.2	6.625	168.3	SF1-9L-64-1-2	SF4-9L-64-1-2
6	152.40	11.500	292.1	10.500	266.7	SF1-9L-96-1-2	SF4-9L-96-1-2

可按要求提供其他尺寸。数据可能会有变更。夹具尺寸参见表DT-4.1.4-1
Further dimensions on request. Subject to alteration. Clamp dimensions see table DT-4.1.4-1.

卡式90°弯头

Hygienic Clamp Joint: 90° Elbow



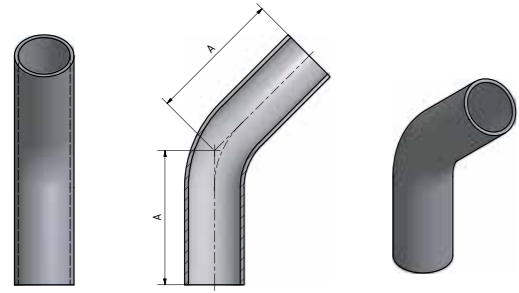
 bpe-direct

标称尺寸(d) Nominal Size		A		订货号 Order Code	
英寸 / Inch	毫米 / mm	英寸 / Inch	毫米 / mm	SF1	SF4
1/4	6.35	1.625	41.3	SF1-9L-04-1-3	SF4-9L-04-1-3
3/8	9.53	1.625	41.3	SF1-9L-06-1-3	SF4-9L-06-1-3
1/2	12.70	1.625	41.3	SF1-9L-08-1-3	SF4-9L-08-1-3
3/4	19.05	1.625	41.3	SF1-9L-12-1-3	SF4-9L-12-1-3
1	25.40	2.000	50.8	SF1-9L-16-1-3	SF4-9L-16-1-3
1 1/2	38.10	2.750	69.9	SF1-9L-24-1-3	SF4-9L-24-1-3
2	50.80	3.500	88.9	SF1-9L-32-1-3	SF4-9L-32-1-3
2 1/2	63.50	4.250	108.0	SF1-9L-40-1-3	SF4-9L-40-1-3
3	76.20	5.000	127.0	SF1-9L-48-1-3	SF4-9L-48-1-3
4	101.60	6.625	168.3	SF1-9L-64-1-3	SF4-9L-64-1-3
6	152.40	10.500	266.7	SF1-9L-96-1-3	SF4-9L-96-1-3

可按要求提供其他尺寸。数据可能会有变更。夹具尺寸参见表DT-4.1.4-1
Further dimensions on request. Subject to alteration. Clamp dimensions see table DT-4.1.4-1.

45°弯头

Automatic Tube Weld: 45° Elbow



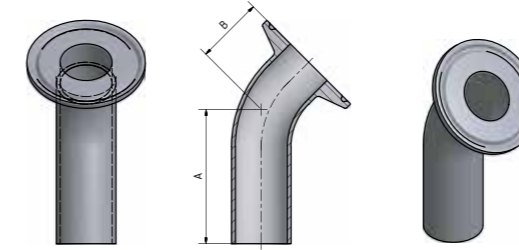
bpe-direct

标称尺寸(d) Nominal Size		A		订货号 Order Code	
英寸 / Inch	毫米 / mm	英寸 / Inch	毫米 / mm	SF1	SF4
1/4	6.35	2.000	50.8	SF1-4L-04-1-4	SF4-4L-04-1-4
3/8	9.53	2.000	50.8	SF1-4L-06-1-4	SF4-4L-06-1-4
1/2	12.70	2.250	57.2	SF1-4L-08-1-4	SF4-4L-08-1-4
3/4	19.05	2.250	57.2	SF1-4L-12-1-4	SF4-4L-12-1-4
1	25.40	2.250	57.2	SF1-4L-16-1-4	SF4-4L-16-1-4
1 1/2	38.10	2.500	63.5	SF1-4L-24-1-4	SF4-4L-24-1-4
2	50.80	3.000	76.2	SF1-4L-32-1-4	SF4-4L-32-1-4
2 1/2	63.50	3.375	85.7	SF1-4L-40-1-4	SF4-4L-40-1-4
3	76.20	3.625	92.1	SF1-4L-48-1-4	SF4-4L-48-1-4
4	101.60	4.500	114.3	SF1-4L-64-1-4	SF4-4L-64-1-4
6	152.40	6.250	158.8	SF1-4L-96-1-4	SF4-4L-96-1-4

可按要求提供其他尺寸。数据可能会有变更。夹具尺寸参见表DT-4.1.4-1
Further dimensions on request. Subject to alteration.

单卡式45°弯头

Automatic Tube Weld: Hygienic Clamp Joint, 45° Elbow



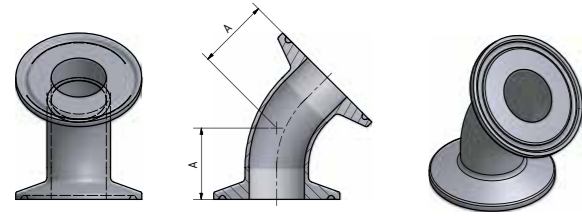
bpe-direct

标称尺寸(d) Nominal Size		A		B		订货号 Order Code	
英寸 / Inch	毫米 / mm	英寸 / Inch	毫米 / mm	英寸 / Inch	毫米 / mm	SF1	SF4
1/4	6.35	2.000	50.8	1.000	25.4	SF1-4L-04-1-5	SF4-4L-04-1-5
3/8	9.53	2.000	50.8	1.000	25.4	SF1-4L-06-1-5	SF4-4L-06-1-5
1/2	12.70	2.250	57.2	1.000	25.4	SF1-4L-08-1-5	SF4-4L-08-1-5
3/4	19.05	2.250	57.2	1.000	25.4	SF1-4L-12-1-5	SF4-4L-12-1-5
1	25.40	2.250	57.2	1.125	28.6	SF1-4L-16-1-5	SF4-4L-16-1-5
1 1/2	38.10	2.500	63.5	1.438	36.5	SF1-4L-24-1-5	SF4-4L-24-1-5
2	50.80	3.000	76.2	1.750	44.5	SF1-4L-32-1-5	SF4-4L-32-1-5
2 1/2	63.50	3.375	85.7	2.063	52.4	SF1-4L-40-1-5	SF4-4L-40-1-5
3	76.20	3.625	92.1	2.375	60.3	SF1-4L-48-1-5	SF4-4L-48-1-5
4	101.60	4.500	114.3	3.125	79.4	SF1-4L-64-1-5	SF4-4L-64-1-5
6	152.40	6.250	158.8	5.250	133.4	SF1-4L-96-1-5	SF4-4L-96-1-5

可按要求提供其他尺寸。数据可能会有变更。夹具尺寸参见表DT-4.1.4-1
Further dimensions on request. Subject to alteration. Clamp dimensions see table DT-4.1.4-1.

卡式45°弯头

Hygienic Clamp Joint: 45° Elbow



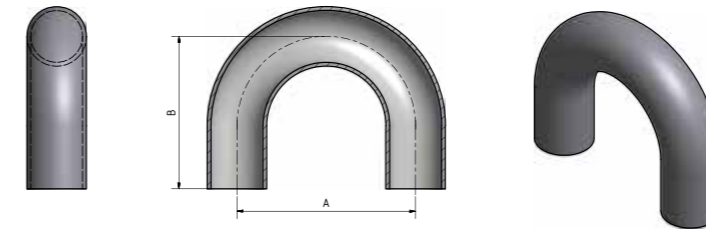
 bpe-direct

标称尺寸(d) Nominal Size		A		订货号 Order Code	
英寸 / Inch	毫米 / mm	英寸 / Inch	毫米 / mm	SF1	SF4
1/4	6.35	1.000	25.4	SF1-4L-04-1-6	SF4-4L-04-1-6
3/8	9.53	1.000	25.4	SF1-4L-06-1-6	SF4-4L-06-1-6
1/2	12.70	1.000	25.4	SF1-4L-08-1-6	SF4-4L-08-1-6
3/4	19.05	1.000	25.4	SF1-4L-12-1-6	SF4-4L-12-1-6
1	25.40	1.125	28.6	SF1-4L-16-1-6	SF4-4L-16-1-6
1 1/2	38.10	1.438	36.5	SF1-4L-24-1-6	SF4-4L-24-1-6
2	50.80	1.750	44.5	SF1-4L-32-1-6	SF4-4L-32-1-6
2 1/2	63.50	2.063	52.4	SF1-4L-40-1-6	SF4-4L-40-1-6
3	76.20	2.375	60.3	SF1-4L-48-1-6	SF4-4L-48-1-6
4	101.60	3.125	79.4	SF1-4L-64-1-6	SF4-4L-64-1-6
6	152.40	5.250	133.4	SF1-4L-96-1-6	SF4-4L-96-1-6

可按要求提供其他尺寸。数据可能会有变更。夹具尺寸参见表DT-4.1.4-1
Further dimensions on request. Subject to alteration.

180°U型弯头

Automatic Tube Weld: 180° Return Bend

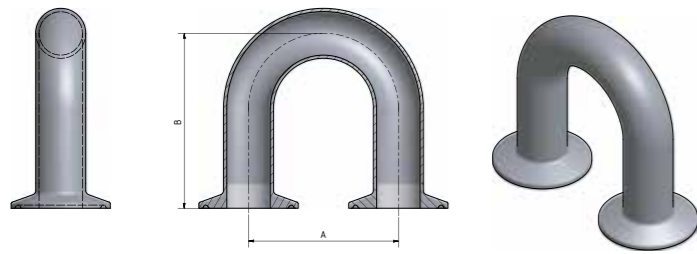


 bpe-direct

标称尺寸(d) Nominal Size		A		B		订货号 Order Code	
英寸 / Inch	毫米 / mm	英寸 / Inch	毫米 / mm	英寸 / Inch	毫米 / mm	SF1	SF4
1/4	6.35	4.500	114.3	2.625	66.7	SF1-UL-04-1-7	SF4-UL-04-1-7
3/8	9.53	4.500	114.3	2.625	66.7	SF1-UL-06-1-7	SF4-UL-06-1-7
1/2	12.70	4.500	114.3	3.000	76.2	SF1-UL-08-1-7	SF4-UL-08-1-7
3/4	19.05	4.500	114.3	3.000	76.2	SF1-UL-12-1-7	SF4-UL-12-1-7
1	25.40	3.000	76.2	3.000	76.2	SF1-UL-16-1-7	SF4-UL-16-1-7
1 1/2	38.10	4.500	114.3	4.500	114.3	SF1-UL-24-1-7	SF4-UL-24-1-7
2	50.80	6.000	152.4	5.000	127.0	SF1-UL-32-1-7	SF4-UL-32-1-7
2 1/2	63.50	7.500	190.5	5.750	146.1	SF1-UL-40-1-7	SF4-UL-40-1-7
3	76.20	9.000	228.6	6.500	165.1	SF1-UL-48-1-7	SF4-UL-48-1-7
4	101.60	12.000	304.8	8.500	215.9	SF1-UL-64-1-7	SF4-UL-64-1-7
6	152.40	18.000	457.2	11.500	292.1	SF1-UL-96-1-7	SF4-UL-96-1-7

可按要求提供其他尺寸。数据可能会有变更
Further dimensions on request. Subject to alteration.

卡式180°U型弯头
Hygienic Clamp Joint: 180° Return Bend



 bpe-direct

标称尺寸(d) Nominal Size		A		B		订货号 Order Code	
英寸 / Inch	毫米 / mm	英寸 / Inch	毫米 / mm	英寸 / Inch	毫米 / mm	SF1	SF4
1/4	6.35	4.500	114.3	3.125	79.4	SF1-UL-04-1-8	SF4-UL-04-1-8
3/8	9.53	4.500	114.3	3.125	79.4	SF1-UL-06-1-8	SF4-UL-06-1-8
1/2	12.70	4.500	114.3	3.500	88.9	SF1-UL-08-1-8	SF4-UL-08-1-8
3/4	19.05	4.500	114.3	3.500	88.9	SF1-UL-12-1-8	SF4-UL-12-1-8
1	25.40	3.000	76.2	3.500	88.9	SF1-UL-16-1-8	SF4-UL-16-1-8
1 1/2	38.10	4.500	114.3	5.000	127.0	SF1-UL-24-1-8	SF4-UL-24-1-8
2	50.80	6.000	152.4	5.500	139.7	SF1-UL-32-1-8	SF4-UL-32-1-8
2 1/2	63.50	7.500	190.5	6.250	158.8	SF1-UL-40-1-8	SF4-UL-40-1-8
3	76.20	9.000	228.6	7.000	177.8	SF1-UL-48-1-8	SF4-UL-48-1-8
4	101.60	12.000	304.8	9.125	231.8	SF1-UL-64-1-8	SF4-UL-64-1-8
6	152.40	18.000	457.2	13.000	330.2	SF1-UL-96-1-8	SF4-UL-96-1-8

可按要求提供其他尺寸。数据可能会有变更。夹具尺寸参见表DT-4.1.4-1
Further dimensions on request. Subject to alteration. Clamp dimensions see table DT-4.1.4-1.

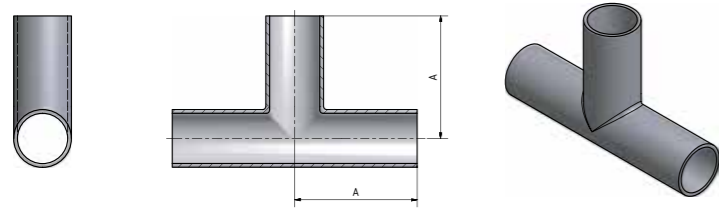
三通 T-PIECES

 bpe-direct



等径三通

Automatic Tube Weld: Straight Tee



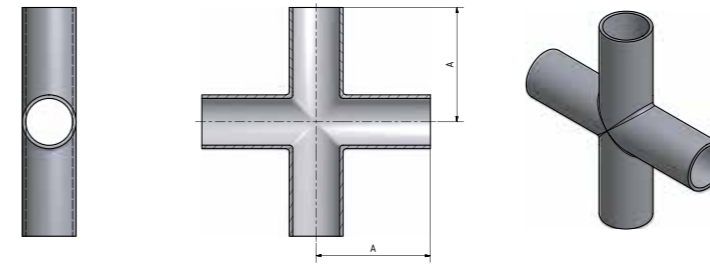
 bpe-direct

标称尺寸(d) Nominal Size		A		订货号 Order Code	
英寸 / Inch	毫米 / mm	英寸 / Inch	毫米 / mm	SF1	SF4
1/4	6.35	1.750	44.5	SF1-TE-04-2-1	SF4-TE-04-2-1
3/8	9.53	1.750	44.5	SF1-TE-06-2-1	SF4-TE-06-2-1
1/2	12.70	1.875	47.6	SF1-TE-08-2-1	SF4-TE-08-2-1
3/4	19.05	2.000	50.8	SF1-TE-12-2-1	SF4-TE-12-2-1
1	25.40	2.125	54.0	SF1-TE-16-2-1	SF4-TE-16-2-1
1 1/2	38.10	2.375	60.3	SF1-TE-24-2-1	SF4-TE-24-2-1
2	50.80	2.875	73.0	SF1-TE-32-2-1	SF4-TE-32-2-1
2 1/2	63.50	3.125	79.4	SF1-TE-40-2-1	SF4-TE-40-2-1
3	76.20	3.375	85.7	SF1-TE-48-2-1	SF4-TE-48-2-1
4	101.60	4.125	104.8	SF1-TE-64-2-1	SF4-TE-64-2-1
6	152.40	5.625	142.9	SF1-TE-96-2-1	SF4-TE-96-2-1

可按要求提供其他尺寸。数据可能会有变更。
Further dimensions on request. Subject to alteration.

等径四通

Automatic Tube Weld: Straight Cross



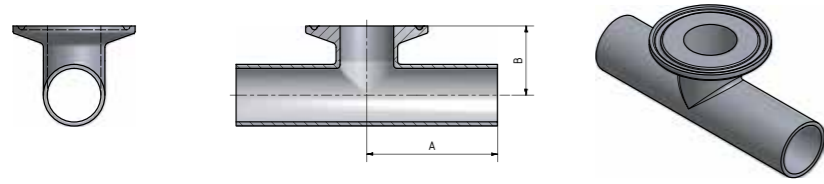
 bpe-direct

标称尺寸(d) Nominal Size		A		订货号 Order Code	
英寸 / Inch	毫米 / mm	英寸 / Inch	毫米 / mm	SF1	SF4
1/4	6.35	1.750	44.5	SF1-CE-04-2-1	SF4-CE-04-2-1
3/8	9.53	1.750	44.5	SF1-CE-06-2-1	SF4-CE-06-2-1
1/2	12.70	1.875	47.6	SF1-CE-08-2-1	SF4-CE-08-2-1
3/4	19.05	2.000	50.8	SF1-CE-12-2-1	SF4-CE-12-2-1
1	25.40	2.125	54.0	SF1-CE-16-2-1	SF4-CE-16-2-1
1 1/2	38.10	2.375	60.3	SF1-CE-24-2-1	SF4-CE-24-2-1
2	50.80	2.875	73.0	SF1-CE-32-2-1	SF4-CE-32-2-1
2 1/2	63.50	3.125	79.4	SF1-CE-40-2-1	SF4-CE-40-2-1
3	76.20	3.375	85.7	SF1-CE-48-2-1	SF4-CE-48-2-1
4	101.60	4.125	104.8	SF1-CE-64-2-1	SF4-CE-64-2-1
6	152.40	5.625	142.9	SF1-CE-96-2-1	SF4-CE-96-2-1

可按要求提供其他尺寸。数据可能会有变更。
Further dimensions on request. Subject to alteration.

单卡短切等径三通

Automatic Tube Weld: Short Outlet Hygienic Clamp Joint Tee



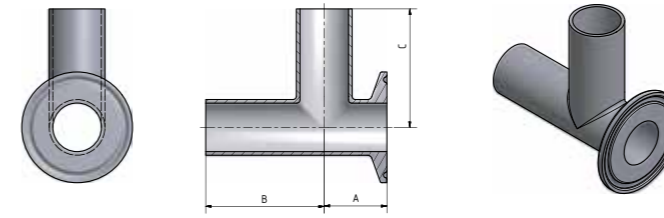
 **bpe-direct**

标称尺寸(d) Nominal Size		A		B		订货号 Order Code	
英寸 / Inch	毫米 / mm	英寸 / Inch	毫米 / mm	英寸 / Inch	毫米 / mm	SF1	SF4
1/4	6.35	1.750	44.5	1.000	25.4	SF1-TE-04-2-2	SF4-TE-04-2-2
3/8	9.53	1.750	44.5	1.000	25.4	SF1-TE-06-2-2	SF4-TE-06-2-2
1/2	12.70	1.875	47.6	1.000	25.4	SF1-TE-08-2-2	SF4-TE-08-2-2
3/4	19.05	2.000	50.8	1.125	28.6	SF1-TE-12-2-2	SF4-TE-12-2-2
1	25.40	2.125	54.0	1.125	28.6	SF1-TE-16-2-2	SF4-TE-16-2-2
1 1/2	38.10	2.375	60.3	1.375	34.9	SF1-TE-24-2-2	SF4-TE-24-2-2
2	50.80	2.875	73.0	1.625	41.3	SF1-TE-32-2-2	SF4-TE-32-2-2
2 1/2	63.50	3.125	79.4	1.875	47.6	SF1-TE-40-2-2	SF4-TE-40-2-2
3	76.20	3.375	85.7	2.125	54.0	SF1-TE-48-2-2	SF4-TE-48-2-2
4	101.60	4.125	104.8	2.750	69.9	SF1-TE-64-2-2	SF4-TE-64-2-2
6	152.40	5.625	142.9	4.625	117.5	SF1-TE-96-2-2	SF4-TE-96-2-2

可按要求提供其他尺寸。数据可能会有变更。夹具尺寸参见表DT-4.1.4-1
Further dimensions on request. Subject to alteration. Clamp dimensions see table DT-4.1.4-1.

L型仪表三通

Hygienic Mechanical Joint: Short Outlet Run Tee



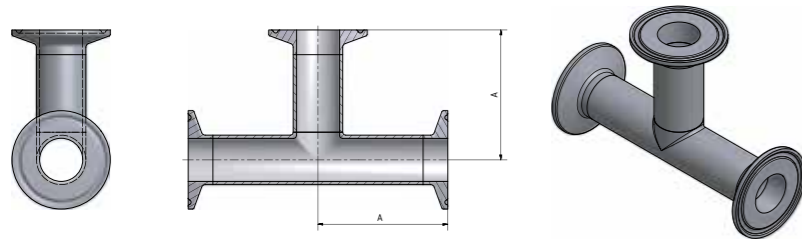
 **bpe-direct**

标称尺寸(d) Nominal Size		A		B		C		订货号 Order Code	
英寸 / Inch	毫米 / mm	英寸 / Inch	毫米 / mm	英寸 / Inch	毫米 / mm	英寸 / Inch	毫米 / mm	SF1	SF4
1/4	6.35	0.875	22.2	1.750	44.5	1.750	44.5	SF1-TE-04-2-3	SF4-TE-04-2-3
3/8	9.53	0.875	22.2	1.750	44.5	1.750	44.5	SF1-TE-06-2-3	SF4-TE-06-2-3
1/2	12.70	0.875	22.2	1.875	47.6	1.875	47.6	SF1-TE-08-2-3	SF4-TE-08-2-3
3/4	19.05	1.000	25.4	2.000	50.8	2.000	50.8	SF1-TE-12-2-3	SF4-TE-12-2-3
1	25.40	1.125	28.6	2.125	54.0	2.125	54.0	SF1-TE-16-2-3	SF4-TE-16-2-3
1 1/2	38.10	1.375	34.9	2.375	60.3	2.375	60.3	SF1-TE-24-2-3	SF4-TE-24-2-3
2	50.80	1.625	41.3	2.875	73.0	2.875	73.0	SF1-TE-32-2-3	SF4-TE-32-2-3
2 1/2	63.50	1.875	47.6	3.125	79.4	3.125	79.4	SF1-TE-40-2-3	SF4-TE-40-2-3
3	76.20	2.125	54.0	3.375	85.7	3.375	85.7	SF1-TE-48-2-3	SF4-TE-48-2-3
4	101.60	2.750	69.9	4.125	104.8	4.125	104.8	SF1-TE-64-2-3	SF4-TE-64-2-3
6	152.40	4.625	117.5	5.625	142.9	5.625	142.9	SF1-TE-96-2-3	SF4-TE-96-2-3

可按要求提供其他尺寸。数据可能会有变更。夹具尺寸参见表DT-4.1.4-1
Further dimensions on request. Subject to alteration. Clamp dimensions see table DT-4.1.4-1.

卡式等径三通

Hygienic Clamp Joint: Straight Tee



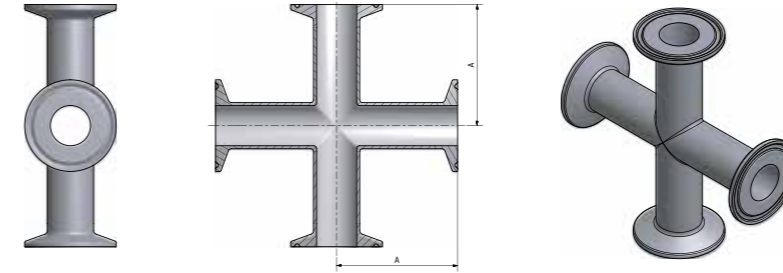
 bpe-direct

标称尺寸(d) Nominal Size		A		订货号 Order Code	
英寸 / Inch	毫米 / mm	英寸 / Inch	毫米 / mm	SF1	SF4
1/4	6.35	2.250	57.2	SF1-TE-04-2-4	SF4-TE-04-2-4
3/8	9.53	2.250	57.2	SF1-TE-06-2-4	SF4-TE-06-2-4
1/2	12.70	2.375	60.3	SF1-TE-08-2-4	SF4-TE-08-2-4
3/4	19.05	2.500	63.5	SF1-TE-12-2-4	SF4-TE-12-2-4
1	25.40	2.625	66.7	SF1-TE-16-2-4	SF4-TE-16-2-4
1 1/2	38.10	2.875	73.0	SF1-TE-24-2-4	SF4-TE-24-2-4
2	50.80	3.375	85.7	SF1-TE-32-2-4	SF4-TE-32-2-4
2 1/2	63.50	3.625	92.1	SF1-TE-40-2-4	SF4-TE-40-2-4
3	76.20	3.875	98.4	SF1-TE-48-2-4	SF4-TE-48-2-4
4	101.60	4.750	120.7	SF1-TE-64-2-4	SF4-TE-64-2-4
6	152.40	7.125	181.0	SF1-TE-96-2-4	SF4-TE-96-2-4

可按要求提供其他尺寸。数据可能会有变更。夹具尺寸参见表DT-4.1.4-1
Further dimensions on request. Subject to alteration. Clamp dimensions see table DT-4.1.4-1.

卡式等径四通

Hygienic Clamp Joint: Straight Cross



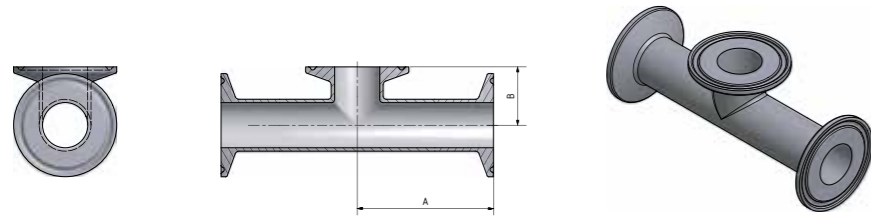
 bpe-direct

标称尺寸(d) Nominal Size		A		订货号 Order Code	
英寸 / Inch	毫米 / mm	英寸 / Inch	毫米 / mm	SF1	SF4
1/4	6.35	2.250	57.2	SF1-CE-04-2-4	SF4-CE-04-2-4
3/8	9.53	2.250	57.2	SF1-CE-06-2-4	SF4-CE-06-2-4
1/2	12.70	2.375	60.3	SF1-CE-08-2-4	SF4-CE-08-2-4
3/4	19.05	2.500	63.5	SF1-CE-12-2-4	SF4-CE-12-2-4
1	25.40	2.625	66.7	SF1-CE-16-2-4	SF4-CE-16-2-4
1 1/2	38.10	2.875	73.0	SF1-CE-24-2-4	SF4-CE-24-2-4
2	50.80	3.375	85.7	SF1-CE-32-2-4	SF4-CE-32-2-4
2 1/2	63.50	3.625	92.1	SF1-CE-40-2-4	SF4-CE-40-2-4
3	76.20	3.875	98.4	SF1-CE-48-2-4	SF4-CE-48-2-4
4	101.60	4.750	120.7	SF1-CE-64-2-4	SF4-CE-64-2-4
6	152.40	7.125	181.0	SF1-CE-96-2-4	SF4-CE-96-2-4

可按要求提供其他尺寸。数据可能会有变更。夹具尺寸参见表DT-4.1.4-1
Further dimensions on request. Subject to alteration. Clamp dimensions see table DT-4.1.4-1.

卡式短切等径三通

Hygienic Clamp Joint: Short Outlet Tee



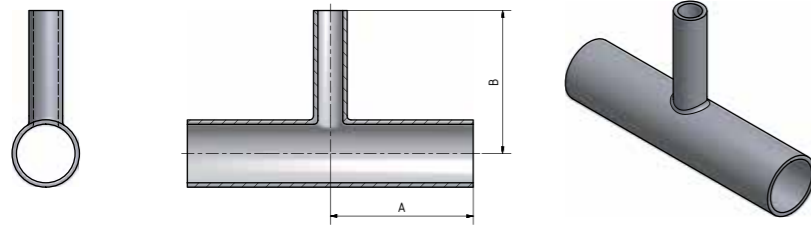
 **bpe-direct**

标称尺寸(d) Nominal Size		A		B		订货号 Order Code	
英寸 / Inch	毫米 / mm	英寸 / Inch	毫米 / mm	英寸 / Inch	毫米 / mm	SF1	SF4
1/2	12.70	2.375	60.3	1.000	25.4	SF1-TE-08-2-5	SF4-TE-08-2-5
3/4	19.05	2.500	63.5	1.125	28.6	SF1-TE-12-2-5	SF4-TE-12-2-5
1	25.40	2.625	66.7	1.125	28.6	SF1-TE-16-2-5	SF4-TE-16-2-5
1 1/2	38.10	2.875	73.0	1.375	34.9	SF1-TE-24-2-5	SF4-TE-24-2-5
2	50.80	3.375	85.7	1.625	41.3	SF1-TE-32-2-5	SF4-TE-32-2-5
2 1/2	63.50	3.625	92.1	1.875	47.6	SF1-TE-40-2-5	SF4-TE-40-2-5
3	76.20	3.875	98.4	2.125	54.0	SF1-TE-48-2-5	SF4-TE-48-2-5
4	101.60	4.750	120.7	2.750	69.9	SF1-TE-64-2-5	SF4-TE-64-2-5
6	152.40	7.125	181.0	4.625	117.5	SF1-TE-96-2-5	SF4-TE-96-2-5

可按要求提供其他尺寸。数据可能会有变更。夹具尺寸参见表DT-4.1.4-1
Further dimensions on request. Subject to alteration. Clamp dimensions see table DT-4.1.4-1.

变径三通

Automatic Tube Weld: Reducing Tee



 **bpe-direct**

标称尺寸(d) Nominal Size		A		B		订货号 Order Code	
英寸 / Inch	毫米 / mm	英寸 / Inch	毫米 / mm	英寸 / Inch	毫米 / mm	SF1	SF4
3/8 x 1/4	9,53 x 6,35	1,750	44,5	1,750	44,5	SF1-RT-06-04-2-6	SF4-RT-06-04-2-6
1/2 x 1/4	12,70 x 6,35	1,875	47,6	1,875	47,6	SF1-RT-08-04-2-6	SF4-RT-08-04-2-6
1/2 x 3/8	12,70 x 9,53	1,875	47,6	1,875	47,6	SF1-RT-08-06-2-6	SF4-RT-08-06-2-6
3/4 x 1/4	19,05 x 6,35	2,000	50,8	2,000	50,8	SF1-RT-12-04-2-6	SF4-RT-12-04-2-6
3/4 x 3/8	19,05 x 9,53	2,000	50,8	2,000	50,8	SF1-RT-12-06-2-6	SF4-RT-12-06-2-6
3/4 x 1/2	19,05 x 12,70	2,000	50,8	2,000	50,8	SF1-RT-12-08-2-6	SF4-RT-12-08-2-6
1 x 1/4	25,40 x 6,35	2,125	54,0	2,125	54,0	SF1-RT-16-04-2-6	SF4-RT-16-04-2-6
1 x 3/8	25,40 x 9,53	2,125	54,0	2,125	54,0	SF1-RT-16-06-2-6	SF4-RT-16-06-2-6
1 x 1/2	25,40 x 12,70	2,125	54,0	2,125	54,0	SF1-RT-16-08-2-6	SF4-RT-16-08-2-6
1 x 3/4	25,40 x 19,05	2,125	54,0	2,125	54,0	SF1-RT-16-12-2-6	SF4-RT-16-12-2-6
1 1/2 x 1/2	38,10 x 12,70	2,375	60,3	2,375	60,3	SF1-RT-24-08-2-6	SF4-RT-24-08-2-6
1 1/2 x 3/4	38,10 x 19,05	2,375	60,3	2,375	60,3	SF1-RT-24-12-2-6	SF4-RT-24-12-2-6
1 1/2 x 1	38,10 x 25,40	2,375	60,3	2,375	60,3	SF1-RT-24-16-2-6	SF4-RT-24-16-2-6
2 x 1/2	50,80 x 12,70	2,875	73,0	2,625	66,7	SF1-RT-32-08-2-6	SF4-RT-32-08-2-6
2 x 3/4	50,80 x 19,05	2,875	73,0	2,625	66,7	SF1-RT-32-12-2-6	SF4-RT-32-12-2-6
2 x 1	50,80 x 25,40	2,875	73,0	2,625	66,7	SF1-RT-32-16-2-6	SF4-RT-32-16-2-6
2 x 1 1/2	50,80 x 38,10	2,875	73,0	2,625	66,7	SF1-RT-32-24-2-6	SF4-RT-32-24-2-6
2 1/2 x 1/2	63,50 x 12,70	3,125	79,4	2,875	73,0	SF1-RT-40-08-2-6	SF4-RT-40-08-2-6
2 1/2 x 3/4	63,50 x 19,05	3,125	79,4	2,875	73,0	SF1-RT-40-12-2-6	SF4-RT-40-12-2-6
2 1/2 x 1	63,50 x 25,40	3,125	79,4	2,875	73,0	SF1-RT-40-16-2-6	SF4-RT-40-16-2-6

可按要求提供其他尺寸。数据可能会有变更
Further dimensions on request. Subject to alteration.

变径三通

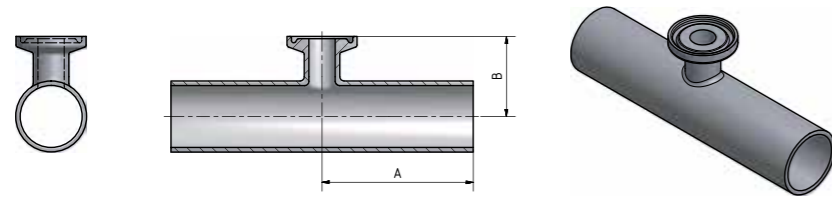
Automatic Tube Weld: Reducing Tee

标称尺寸(d) Nominal Size		A		B		订货号 Order Code	
英寸 / Inch	毫米 / mm	英寸 / Inch	毫米 / mm	英寸 / Inch	毫米 / mm	SF1	SF4
2 1/2 x 1 1/2	63,50 x 38,10	3,125	79,4	2,875	73,0	SF1-RT-40-24-2-6	SF4-RT-40-24-2-6
2 1/2 x 2	63,50 x 50,80	3,125	79,4	2,875	73,0	SF1-RT-40-32-2-6	SF4-RT-40-32-2-6
3 x 1/2	76,20 x 12,70	3,375	85,7	3,125	79,4	SF1-RT-48-08-2-6	SF4-RT-48-08-2-6
3 x 3/4	76,20 x 19,05	3,375	85,7	3,125	79,4	SF1-RT-48-12-2-6	SF4-RT-48-12-2-6
3 x 1	76,20 x 25,40	3,375	85,7	3,125	79,4	SF1-RT-48-16-2-6	SF4-RT-48-16-2-6
3 x 1 1/2	76,20 x 38,10	3,375	85,7	3,125	79,4	SF1-RT-48-24-2-6	SF4-RT-48-24-2-6
3 x 2	76,20 x 50,80	3,375	85,7	3,125	79,4	SF1-RT-48-32-2-6	SF4-RT-48-32-2-6
3 x 2 1/2	76,20 x 63,50	3,375	85,7	3,125	79,4	SF1-RT-48-40-2-6	SF4-RT-48-40-2-6
4 x 1/2	101,60 x 12,70	4,125	104,8	3,625	92,1	SF1-RT-64-08-2-6	SF4-RT-64-08-2-6
4 x 3/4	101,60 x 19,05	4,125	104,8	3,625	92,1	SF1-RT-64-12-2-6	SF4-RT-64-12-2-6
4 x 1	101,60 x 25,40	4,125	104,8	3,625	92,1	SF1-RT-64-16-2-6	SF4-RT-64-16-2-6
4 x 1 1/2	101,60 x 38,10	4,125	104,8	3,625	92,1	SF1-RT-64-24-2-6	SF4-RT-64-24-2-6
4 x 2	101,60 x 50,80	4,125	104,8	3,875	98,4	SF1-RT-64-32-2-6	SF4-RT-64-32-2-6
4 x 2 1/2	101,60 x 63,50	4,125	104,8	3,875	98,4	SF1-RT-64-40-2-6	SF4-RT-64-40-2-6
4 x 3	101,60 x 76,20	4,125	104,8	3,875	98,4	SF1-RT-64-48-2-6	SF4-RT-64-48-2-6
6 x 1/2	152,40 x 12,70	5,625	142,88	4,625	117,48	SF1-RT-96-08-2-6	SF4-RT-96-08-2-6
6 x 3/4	152,40 x 19,05	5,625	142,88	4,625	117,48	SF1-RT-96-12-2-6	SF4-RT-96-12-2-6
6 x 1	152,40 x 25,40	5,625	142,88	4,625	117,48	SF1-RT-96-16-2-6	SF4-RT-96-16-2-6
6 x 1 1/2	152,40 x 38,10	5,625	142,88	4,625	117,48	SF1-RT-96-24-2-6	SF4-RT-96-24-2-6
6 x 2	152,40 x 50,80	5,625	142,88	4,625	117,48	SF1-RT-96-32-2-6	SF4-RT-96-32-2-6
6 x 2 1/2	152,40 x 63,50	5,625	142,88	4,625	117,48	SF1-RT-96-40-2-6	SF4-RT-96-40-2-6
6 x 3	152,40 x 76,20	5,625	142,9	4,875	123,8	SF1-RT-96-48-2-6	SF4-RT-96-48-2-6
6 x 4	152,40 x 101,60	5,625	142,9	5,125	130,2	SF1-RT-96-64-2-6	SF4-RT-96-64-2-6

可按要求提供其他尺寸。数据可能会有变更
Further dimensions on request. Subject to alteration.

单卡短切变径三通

Automatic Tube Weld: Short Outlet Hygienic Clamp, Joint Reducing Tee



 **bpe-direct**

标称尺寸(d) Nominal Size		A		B		订货号 Order Code	
英寸 / Inch	毫米 / mm	英寸 / Inch	毫米 / mm	英寸 / Inch	毫米 / mm	SF1	SF4
3/8 x 1/4	9,53 x 6,35	1,750	44,5	1,000	25,4	SF1-RT-06-04-2-7	SF4-RT-06-04-2-7
1/2 x 1/4	12,70 x 6,35	1,875	47,6	1,000	25,4	SF1-RT-08-04-2-7	SF4-RT-08-04-2-7
1/2 x 3/8	12,70 x 9,53	1,875	47,6	1,000	25,4	SF1-RT-08-06-2-7	SF4-RT-08-06-2-7
3/4 x 1/4	19,05 x 6,35	2,000	50,8	1,000	25,4	SF1-RT-12-04-2-7	SF4-RT-12-04-2-7
3/4 x 3/8	19,05 x 9,53	2,000	50,8	1,000	25,4	SF1-RT-12-06-2-7	SF4-RT-12-06-2-7
3/4 x 1/2	19,05 x 12,70	2,000	50,8	1,000	25,4	SF1-RT-12-08-2-7	SF4-RT-12-08-2-7
1 x 1/4	25,40 x 6,35	2,125	54,0	1,125	28,6	SF1-RT-16-04-2-7	SF4-RT-16-04-2-7
1 x 3/8	25,40 x 9,53	2,125	54,0	1,125	28,6	SF1-RT-16-06-2-7	SF4-RT-16-06-2-7
1 x 1/2	25,40 x 12,70	2,125	54,0	1,125	28,6	SF1-RT-16-08-2-7	SF4-RT-16-08-2-7
1 x 3/4	25,40 x 19,05	2,125	54,0	1,125	28,6	SF1-RT-16-12-2-7	SF4-RT-16-12-2-7
1 1/2 x 1/2	38,10 x 12,70	2,375	60,3	1,375	34,9	SF1-RT-24-08-2-7	SF4-RT-24-08-2-7
1 1/2 x 3/4	38,10 x 19,05	2,375	60,3	1,375	34,9	SF1-RT-24-12-2-7	SF4-RT-24-12-2-7
1 1/2 x 1	38,10 x 25,40	2,375	60,3	1,375	34,9	SF1-RT-24-16-2-7	SF4-RT-24-16-2-7
2 x 1/2	50,80 x 12,70	2,875	73,0	1,625	41,3	SF1-RT-32-08-2-7	SF4-RT-32-08-2-7
2 x 3/4	50,80 x 19,05	2,875	73,0	1,625	41,3	SF1-RT-32-12-2-7	SF4-RT-32-12-2-7
2 x 1	50,80 x 25,40	2,875	73,0	1,625	41,3	SF1-RT-32-16-2-7	SF4-RT-32-16-2-7
2 x 1 1/2	50,80 x 38,10	2,875	73,0	1,625	41,3	SF1-RT-32-24-2-7	SF4-RT-32-24-2-7
2 1/2 x 1/2	63,50 x 12,70	3,125	79,4	1,875	47,6	SF1-RT-40-08-2-7	SF4-RT-40-08-2-7

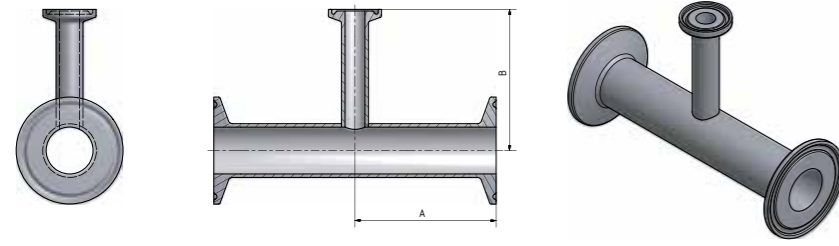
可按要求提供其他尺寸。数据可能会有变更。夹具尺寸参见表DT-4.1.4-1。
Further dimensions on request. Subject to alteration. Clamp dimensions see table DT-4.1.4-1.

标称尺寸(d) Nominal Size		A		B		订货号 Order Code	
英寸 / Inch	毫米 / mm	英寸 / Inch	毫米 / mm	英寸 / Inch	毫米 / mm	SF1	SF4
2 1/2 x 3/4	63,50 x 19,05	3,125	79,4	1,875	47,6	SF1-RT-40-12-2-7	SF4-RT-40-12-2-7
2 1/2 x 1	63,50 x 25,40	3,125	79,4	1,875	47,6	SF1-RT-40-16-2-7	SF4-RT-40-16-2-7
2 1/2 x 1 1/2	63,50 x 38,10	3,125	79,4	1,875	47,6	SF1-RT-40-24-2-7	SF4-RT-40-24-2-7
2 1/2 x 2	63,50 x 50,80	3,125	79,4	1,875	47,6	SF1-RT-40-32-2-7	SF4-RT-40-32-2-7
3 x 1/2	76,20 x 12,70	3,375	85,7	2,125	54,0	SF1-RT-48-08-2-7	SF4-RT-48-08-2-7
3 x 3/4	76,20 x 19,05	3,375	85,7	2,125	54,0	SF1-RT-48-12-2-7	SF4-RT-48-12-2-7
3 x 1	76,20 x 25,40	3,375	85,7	2,125	54,0	SF1-RT-48-16-2-7	SF4-RT-48-16-2-7
3 x 1 1/2	76,20 x 38,10	3,375	85,7	2,125	54,0	SF1-RT-48-24-2-7	SF4-RT-48-24-2-7
3 x 2	76,20 x 50,80	3,375	85,7	2,125	54,0	SF1-RT-48-32-2-7	SF4-RT-48-32-2-7
3 x 2 1/2	76,20 x 63,50	3,375	85,7	2,125	54,0	SF1-RT-48-40-2-7	SF4-RT-48-40-2-7
4 x 1/2	101,60 x 12,70	4,125	104,8	2,625	66,7	SF1-RT-64-08-2-7	SF4-RT-64-08-2-7
4 x 3/4	101,60 x 19,05	4,125	104,8	2,625	66,7	SF1-RT-64-12-2-7	SF4-RT-64-12-2-7
4 x 1	101,60 x 25,40	4,125	104,8	2,625	66,7	SF1-RT-64-16-2-7	SF4-RT-64-16-2-7
4 x 1 1/2	101,60 x 38,10	4,125	104,8	2,625	66,7	SF1-RT-64-24-2-7	SF4-RT-64-24-2-7
4 x 2	101,60 x 50,80	4,125	104,8	2,625	66,7	SF1-RT-64-32-2-7	SF4-RT-64-32-2-7
4 x 2 1/2	101,60 x 63,50	4,125	104,8	2,625	66,7	SF1-RT-64-40-2-7	SF4-RT-64-40-2-7
4 x 3	101,60 x 76,20	4,125	104,8	2,625	66,7	SF1-RT-64-48-2-7	SF4-RT-64-48-2-7
6 x 1/2	152,40 x 12,70	5,625	142,9	3,625	92,1	SF1-RT-96-08-2-7	SF4-RT-96-08-2-7
6 x 3/4	152,40 x 19,05	5,625	142,9	3,625	92,1	SF1-RT-96-12-2-7	SF4-RT-96-12-2-7
6 x 1	152,40 x 25,40	5,625	142,9	3,625	92,1	SF1-RT-96-16-2-7	SF4-RT-96-16-2-7
6 x 1 1/2	152,40 x 38,10	5,625	142,9	3,625	92,1	SF1-RT-96-24-2-7	SF4-RT-96-24-2-7
6 x 2	152,40 x 50,80	5,625	142,9	3,625	92,1	SF1-RT-96-32-2-7	SF4-RT-96-32-2-7
6 x 2 1/2	152,40 x 63,50	5,625	142,9	3,625	92,1	SF1-RT-96-40-2-7	SF4-RT-96-40-2-7
6 x 3	152,40 x 76,20	5,625	142,9	3,625	92,1	SF1-RT-96-48-2-7	SF4-RT-96-48-2-7
6 x 4	152,40 x 101,60	5,625	142,9	3,750	95,3	SF1-RT-96-64-2-7	SF4-RT-96-64-2-7

可按要求提供其他尺寸。数据可能会有变更。夹具尺寸参见表DT-4.1.4-1。
Further dimensions on request. Subject to alteration. Clamp dimensions see table DT-4.1.4-1.

卡式变径三通
Hygienic Clamp Joint: Reducing Tee

卡式变径三通
Hygienic Clamp Joint: Reducing Tee



 **bpe-direct**

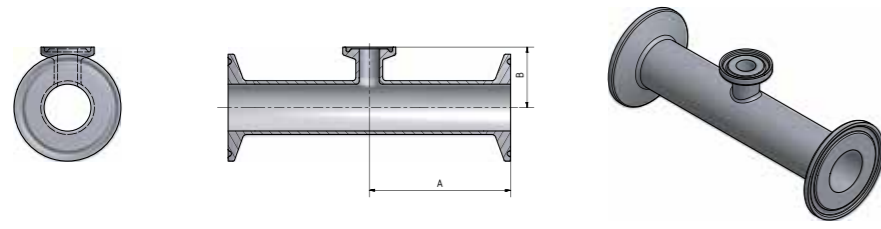
标称尺寸(d) Nominal Size		A		B		订货号 Order Code	
英寸 / Inch	毫米 / mm	英寸 / Inch	毫米 / mm	英寸 / Inch	毫米 / mm	SF1	SF4
3/8 x 1/4	9,53 x 6,35	2,250	57,2	2,250	57,2	SF1-RT-06-04-2-8	SF4-RT-06-04-2-8
1/2 x 1/4	12,70 x 6,35	2,375	60,3	2,375	60,3	SF1-RT-08-04-2-8	SF4-RT-08-04-2-8
1/2 x 3/8	12,70 x 9,53	2,375	60,3	2,375	60,3	SF1-RT-08-06-2-8	SF4-RT-08-06-2-8
3/4 x 1/4	19,05 x 6,35	2,500	63,5	2,500	63,5	SF1-RT-12-04-2-8	SF4-RT-12-04-2-8
3/4 x 3/8	19,05 x 9,53	2,500	63,5	2,500	63,5	SF1-RT-12-06-2-8	SF4-RT-12-06-2-8
3/4 x 1/2	19,05 x 12,70	2,500	63,5	2,500	63,5	SF1-RT-12-08-2-8	SF4-RT-12-08-2-8
1 x 1/4	25,40 x 6,35	2,625	66,7	2,625	66,7	SF1-RT-16-04-2-8	SF4-RT-16-04-2-8
1 x 3/8	25,40 x 9,53	2,625	66,7	2,625	66,7	SF1-RT-16-06-2-8	SF4-RT-16-06-2-8
1 x 1/2	25,40 x 12,70	2,625	66,7	2,625	66,7	SF1-RT-16-08-2-8	SF4-RT-16-08-2-8
1 x 3/4	25,40 x 19,05	2,625	66,7	2,625	66,7	SF1-RT-16-12-2-8	SF4-RT-16-12-2-8
1 1/2 x 1/2	38,10 x 12,70	2,875	73,0	2,875	73,0	SF1-RT-24-08-2-8	SF4-RT-24-08-2-8
1 1/2 x 3/4	38,10 x 19,05	2,875	73,0	2,875	73,0	SF1-RT-24-12-2-8	SF4-RT-24-12-2-8
1 1/2 x 1	38,10 x 25,40	2,875	73,0	2,875	73,0	SF1-RT-24-16-2-8	SF4-RT-24-16-2-8
2 x 1/2	50,80 x 12,70	3,375	85,7	3,125	79,4	SF1-RT-32-08-2-8	SF4-RT-32-08-2-8
2 x 3/4	50,80 x 19,05	3,375	85,7	3,125	79,4	SF1-RT-32-12-2-8	SF4-RT-32-12-2-8
2 x 1	50,80 x 25,40	3,375	85,7	3,125	79,4	SF1-RT-32-16-2-8	SF4-RT-32-16-2-8
2 x 1 1/2	50,80 x 38,10	3,375	85,7	3,125	79,4	SF1-RT-32-24-2-8	SF4-RT-32-24-2-8
2 1/2 x 1/2	63,50 x 12,70	3,625	92,1	3,375	85,7	SF1-RT-40-08-2-8	SF4-RT-40-08-2-8
2 1/2 x 3/4	63,50 x 19,05	3,625	92,1	3,375	85,7	SF1-RT-40-12-2-8	SF4-RT-40-12-2-8
2 1/2 x 1	63,50 x 25,40	3,625	92,1	3,375	85,7	SF1-RT-40-16-2-8	SF4-RT-40-16-2-8
2 1/2 x 1 1/2	63,50 x 38,10	3,625	92,1	3,375	85,7	SF1-RT-40-24-2-8	SF4-RT-40-24-2-8
2 1/2 x 2	63,50 x 50,80	3,625	92,1	3,375	85,7	SF1-RT-40-32-2-8	SF4-RT-40-32-2-8

可按要求提供其他尺寸。数据可能会有变更。夹具尺寸参见表DT-4.1.4-1。
Further dimensions on request. Subject to alteration. Clamp dimensions see table DT-4.1.4-1..

标称尺寸(d) Nominal Size		A		B		订货号 Order Code	
英寸 / Inch	毫米 / mm	英寸 / Inch	毫米 / mm	英寸 / Inch	毫米 / mm	SF1	SF4
3 x 1/2	76,20 x 12,70	3,875	98,4	3,625	92,1	SF1-RT-48-08-2-8	SF4-RT-48-08-2-8
3 x 3/4	76,20 x 19,05	3,875	98,4	3,625	92,1	SF1-RT-48-12-2-8	SF4-RT-48-12-2-8
3 x 1	76,20 x 25,40	3,875	98,4	3,625	92,1	SF1-RT-48-16-2-8	SF4-RT-48-16-2-8
3 x 1 1/2	76,20 x 38,10	3,875	98,4	3,625	92,1	SF1-RT-48-24-2-8	SF4-RT-48-24-2-8
3 x 2	76,20 x 50,80	3,875	98,4	3,625	92,1	SF1-RT-48-32-2-8	SF4-RT-48-32-2-8
3 x 2 1/2	76,20 x 63,50	3,875	98,4	3,625	92,1	SF1-RT-48-40-2-8	SF4-RT-48-40-2-8
4 x 1/2	101,60 x 12,70	4,750	120,7	4,125	104,8	SF1-RT-64-08-2-8	SF4-RT-64-08-2-8
4 x 3/4	101,60 x 19,05	4,750	120,7	4,125	104,8	SF1-RT-64-12-2-8	SF4-RT-64-12-2-8
4 x 1	101,60 x 25,40	4,750	120,7	4,125	104,8	SF1-RT-64-16-2-8	SF4-RT-64-16-2-8
4 x 1 1/2	101,60 x 38,10	4,750	120,7	4,125	104,8	SF1-RT-64-24-2-8	SF4-RT-64-24-2-8
4 x 2	101,60 x 50,80	4,750	120,7	4,375	111,1	SF1-RT-64-32-2-8	SF4-RT-64-32-2-8
4 x 2 1/2	101,60 x 63,50	4,750	120,7	4,375	111,1	SF1-RT-64-40-2-8	SF4-RT-64-40-2-8
4 x 3	101,60 x 76,20	4,750	120,7	4,375	111,1	SF1-RT-64-48-2-8	SF4-RT-64-48-2-8
6 x 1/2	152,40 x 12,70	7,125	180,98	5,125	130,18	SF1-RT-96-08-2-8	SF4-RT-96-08-2-8
6 x 3/4	152,40 x 19,05	7,125	180,98	5,125	130,18	SF1-RT-96-12-2-8	SF4-RT-96-12-2-8
6 x 1	152,40 x 25,40	7,125	180,98	5,125	130,18	SF1-RT-96-16-2-8	SF4-RT-96-16-2-8
6 x 1 1/2	152,40 x 38,10	7,125	180,98	5,125	130,18	SF1-RT-96-24-2-8	SF4-RT-96-24-2-8
6 x 2	152,40 x 50,80	7,125	180,98	5,125	130,18	SF1-RT-96-32-2-8	SF4-RT-96-32-2-8
6 x 2 1/2	152,40 x 63,50	7,125	180,98	5,125	130,18	SF1-RT-96-40-2-8	SF4-RT-96-40-2-8
6 x 3	152,40 x 76,20	7,125	181,0	5,375	136,5	SF1-RT-96-48-2-8	SF4-RT-96-48-2-8
6 x 4	152,40 x 101,60	7,125	181,0	5,750	146,1	SF1-RT-96-64-2-8	SF4-RT-96-64-2-8

可按要求提供其他尺寸。数据可能会有变更。夹具尺寸参见表DT-4.1.4-1。
Further dimensions on request. Subject to alteration. Clamp dimensions see table DT-4.1.4-1..

卡式短切变径三通
Hygienic Clamp Joint: Short Outlet Reducing Tee



 bpe-direct

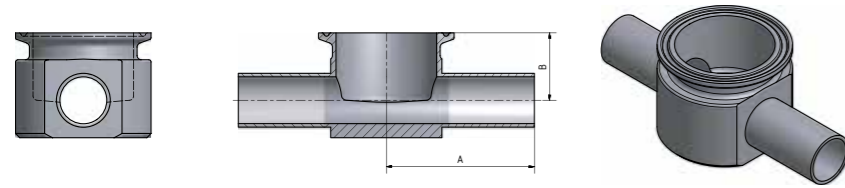
标称尺寸(d) Nominal Size		A		B		订货号 Order Code	
英寸 / Inch	毫米 / mm	英寸 / Inch	毫米 / mm	英寸 / Inch	毫米 / mm	SF1	SF4
3/8 x 1/4	9.53 x 6.35	2.250	57.2	1.000	25.4	SF1-RT-06-04-2-9	SF4-RT-06-04-2-9
1/2 x 1/4	12.70 x 6.35	2.375	60.3	1.000	25.4	SF1-RT-08-04-2-9	SF4-RT-08-04-2-9
1/2 x 3/8	12.70 x 9.53	2.375	60.3	1.000	25.4	SF1-RT-08-06-2-9	SF4-RT-08-06-2-9
3/4 x 1/4	19.05 x 6.35	2.500	63.5	1.000	25.4	SF1-RT-12-04-2-9	SF4-RT-12-04-2-9
3/4 x 3/8	19.05 x 9.53	2.500	63.5	1.000	25.4	SF1-RT-12-06-2-9	SF4-RT-12-06-2-9
3/4 x 1/2	19.05 x 12.70	2.500	63.5	1.000	25.4	SF1-RT-12-08-2-9	SF4-RT-12-08-2-9
1 x 1/4	25.40 x 6.35	2.625	66.7	1.125	28.6	SF1-RT-16-04-2-9	SF4-RT-16-04-2-9
1 x 3/8	25.40 x 9.53	2.625	66.7	1.125	28.6	SF1-RT-16-06-2-9	SF4-RT-16-06-2-9
1 x 1/2	25.40 x 12.70	2.625	66.7	1.125	28.6	SF1-RT-16-08-2-9	SF4-RT-16-08-2-9
1 x 3/4	25.40 x 19.05	2.625	66.7	1.125	28.6	SF1-RT-16-12-2-9	SF4-RT-16-12-2-9
1 1/2 x 1/2	38.10 x 12.70	2.875	73.0	1.375	34.9	SF1-RT-24-08-2-9	SF4-RT-24-08-2-9
1 1/2 x 3/4	38.10 x 19.05	2.875	73.0	1.375	34.9	SF1-RT-24-12-2-9	SF4-RT-24-12-2-9
1 1/2 x 1	38.10 x 25.40	2.875	73.0	1.375	34.9	SF1-RT-24-16-2-9	SF4-RT-24-16-2-9
2 x 1/2	50.80 x 12.70	3.375	85.7	1.625	41.3	SF1-RT-32-08-2-9	SF4-RT-32-08-2-9
2 x 3/4	50.80 x 19.05	3.375	85.7	1.625	41.3	SF1-RT-32-12-2-9	SF4-RT-32-12-2-9
2 x 1	50.80 x 25.40	3.375	85.7	1.625	41.3	SF1-RT-32-16-2-9	SF4-RT-32-16-2-9
2 x 1 1/2	50.80 x 38.10	3.375	85.7	1.625	41.3	SF1-RT-32-24-2-9	SF4-RT-32-24-2-9
2 1/2 x 1/2	63.50 x 12.70	3.625	92.1	1.875	47.6	SF1-RT-40-08-2-9	SF4-RT-40-08-2-9

可按要求提供其他尺寸。数据可能会有变更。夹具尺寸参见表DT-4.1.4-1。
Further dimensions on request. Subject to alteration. Clamp dimensions see table DT-4.1.4-1.

标称尺寸(d) Nominal Size		A		B		订货号 Order Code	
英寸 / Inch	毫米 / mm	英寸 / Inch	毫米 / mm	英寸 / Inch	毫米 / mm	SF1	SF4
2 1/2 x 3/4	63.50 x 19.05	3.625	92.1	1.875	47.6	SF1-RT-40-12-2-9	SF4-RT-40-12-2-9
2 1/2 x 1	63.50 x 25.40	3.625	92.1	1.875	47.6	SF1-RT-40-16-2-9	SF4-RT-40-16-2-9
2 1/2 x 1 1/2	63.50 x 38.10	3.625	92.1	1.875	47.6	SF1-RT-40-24-2-9	SF4-RT-40-24-2-9
2 1/2 x 2	63.50 x 50.80	3.625	92.1	1.875	47.6	SF1-RT-40-32-2-9	SF4-RT-40-32-2-9
3 x 1/2	76.20 x 12.70	3.875	98.4	2.125	54.0	SF1-RT-48-08-2-9	SF4-RT-48-08-2-9
3 x 3/4	76.20 x 19.05	3.875	98.4	2.125	54.0	SF1-RT-48-12-2-9	SF4-RT-48-12-2-9
3 x 1	76.20 x 25.40	3.875	98.4	2.125	54.0	SF1-RT-48-16-2-9	SF4-RT-48-16-2-9
3 x 1 1/2	76.20 x 38.10	3.875	98.4	2.125	54.0	SF1-RT-48-24-2-9	SF4-RT-48-24-2-9
3 x 2	76.20 x 50.80	3.875	98.4	2.125	54.0	SF1-RT-48-32-2-9	SF4-RT-48-32-2-9
3 x 2 1/2	76.20 x 63.50	3.875	98.4	2.125	54.0	SF1-RT-48-40-2-9	SF4-RT-48-40-2-9
4 x 1/2	101.60 x 12.70	4.750	120.7	2.625	66.7	SF1-RT-64-08-2-9	SF4-RT-64-08-2-9
4 x 3/4	101.60 x 19.05	4.750	120.7	2.625	66.7	SF1-RT-64-12-2-9	SF4-RT-64-12-2-9
4 x 1	101.60 x 25.40	4.750	120.7	2.625	66.7	SF1-RT-64-16-2-9	SF4-RT-64-16-2-9
4 x 1 1/2	101.60 x 38.10	4.750	120.7	2.625	66.7	SF1-RT-64-24-2-9	SF4-RT-64-24-2-9
4 x 2	101.60 x 50.80	4.750	120.7	2.625	66.7	SF1-RT-64-32-2-9	SF4-RT-64-32-2-9
4 x 2 1/2	101.60 x 63.50	4.750	120.7	2.625	66.7	SF1-RT-64-40-2-9	SF4-RT-64-40-2-9
4 x 3	101.60 x 76.20	4.750	120.7	2.625	66.7	SF1-RT-64-48-2-9	SF4-RT-64-48-2-9
6 x 1/2	152.40 x 12.70	7.125	181.0	3.625	92.1	SF1-RT-96-08-2-9	SF4-RT-96-08-2-9
6 x 3/4	152.40 x 19.05	7.125	181.0	3.625	92.1	SF1-RT-96-12-2-9	SF4-RT-96-12-2-9
6 x 1	152.40 x 25.40	7.125	181.0	3.625	92.1	SF1-RT-96-16-2-9	SF4-RT-96-16-2-9
6 x 1 1/2	152.40 x 38.10	7.125	181.0	3.625	92.1	SF1-RT-96-24-2-9	SF4-RT-96-24-2-9
6 x 2	152.40 x 50.80	7.125	181.0	3.625	92.1	SF1-RT-96-32-2-9	SF4-RT-96-32-2-9
6 x 2 1/2	152.40 x 63.50	7.125	181.0	3.625	92.1	SF1-RT-96-40-2-9	SF4-RT-96-40-2-9
6 x 3	152.40 x 76.20	7.125	181.0	3.625	92.1	SF1-RT-96-48-2-9	SF4-RT-96-48-2-9
6 x 4	152.40 x 101.60	7.125	181.0	3.750	95.3	SF1-RT-96-64-2-9	SF4-RT-96-64-2-9

可按要求提供其他尺寸。数据可能会有变更。夹具尺寸参见表DT-4.1.4-1。
Further dimensions on request. Subject to alteration. Clamp dimensions see table DT-4.1.4-1.

焊式仪表三通
Automatic Tube Weld: Instrument Tee

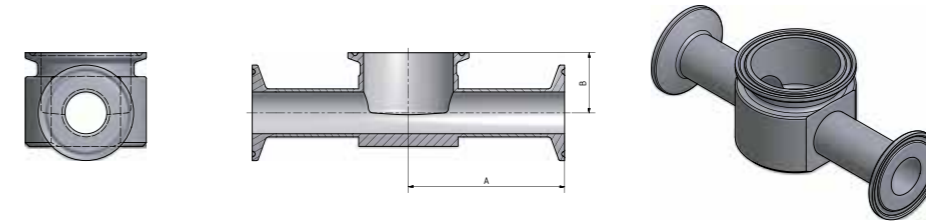


 bpe-direct

标称尺寸(d) Nominal Size		A		B		订货号 Order Code	
英寸 / Inch	毫米 / mm	英寸 / Inch	毫米 / mm	英寸 / Inch	毫米 / mm	SF1	SF4
1/2 x 1 1/2	12.70 x 38.10	2.500	63.5	0.875	22.2	SF1-RT-08-24-2-10	SF4-RT-08-24-2-10
3/4 x 1 1/2	19.05 x 38.10	2.500	63.5	1.000	25.4	SF1-RT-12-24-2-10	SF4-RT-12-24-2-10
1 x 1 1/2	25.40 x 38.10	2.500	63.5	1.125	28.6	SF1-RT-16-24-2-10	SF4-RT-16-24-2-10
1/2 x 2	12.70 x 50.80	2.750	69.9	1.000	25.4	SF1-RT-08-32-2-10	SF4-RT-08-32-2-10
3/4 x 2	19.05 x 50.80	2.750	69.9	1.125	28.6	SF1-RT-12-32-2-10	SF4-RT-12-32-2-10
1 x 2	25.40 x 50.80	2.750	69.9	1.250	31.8	SF1-RT-16-32-2-10	SF4-RT-16-32-2-10
1 1/2 x 2	38.10 x 50.80	2.750	69.9	1.500	38.1	SF1-RT-24-32-2-10	SF4-RT-24-32-2-10

可按要求提供其他尺寸。数据可能会有变更。夹具尺寸参见表DT-4.1.4-1。
Further dimensions on request. Subject to alteration. Clamp dimensions see table DT-4.1.4-1.

卡式仪表三通
Hygienic Clamp Joint: Instrument Tee



 bpe-direct

标称尺寸(d) Nominal Size		A		B		订货号 Order Code	
英寸 / Inch	毫米 / mm	英寸 / Inch	毫米 / mm	英寸 / Inch	毫米 / mm	SF1	SF4
1/2 x 1 1/2	12.70 x 38.10	3.000	76.2	0.875	22.2	SF1-RT-08-24-2-11	SF4-RT-08-24-2-11
3/4 x 1 1/2	19.05 x 38.10	3.000	76.2	1.000	25.4	SF1-RT-12-24-2-11	SF4-RT-12-24-2-11
1 x 1 1/2	25.40 x 38.10	3.000	76.2	1.125	28.6	SF1-RT-16-24-2-11	SF4-RT-16-24-2-11
1/2 x 2	12.70 x 50.80	3.250	82.6	1.000	25.4	SF1-RT-08-32-2-11	SF4-RT-08-32-2-11
3/4 x 2	19.05 x 50.80	3.250	82.6	1.125	28.6	SF1-RT-12-32-2-11	SF4-RT-12-32-2-11
1 x 2	25.40 x 50.80	3.250	82.6	1.250	31.8	SF1-RT-16-32-2-11	SF4-RT-16-32-2-11
1 1/2 x 2	38.10 x 50.80	3.250	82.6	1.500	38.1	SF1-RT-24-32-2-11	SF4-RT-24-32-2-11

可按要求提供其他尺寸。数据可能会有变更。夹具尺寸参见表DT-4.1.4-1。
Further dimensions on request. Subject to alteration. Clamp dimensions see table DT-4.1.4-1.

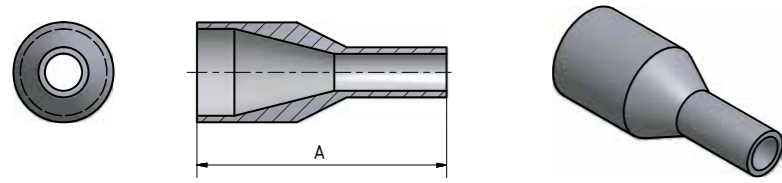
大小头 REDUCERS

■ bpe-direct



同心大小头

Automatic Tube Weld: Concentric Reducer

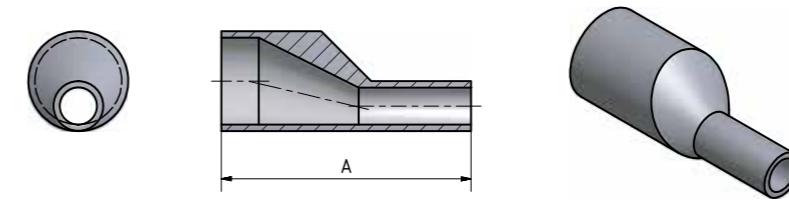



标称尺寸(d) Nominal Size		A		订货号 Order Code	
英寸 / Inch	毫米 / mm	英寸 / Inch	毫米 / mm	SF1	SF4
3/8 x 1/4	9.53 x 6.35	1.625	41.3	SF1-CR-06-04-3-1	SF4-CR-06-04-3-1
1/2 x 1/4	12.70 x 6.35	1.875	47.6	SF1-CR-08-04-3-1	SF4-CR-08-04-3-1
1/2 x 3/8	12.70 x 9.53	1.875	47.6	SF1-CR-08-06-3-1	SF4-CR-08-06-3-1
3/4 x 3/8	19.05 x 9.53	2.000	50.8	SF1-CR-12-06-3-1	SF4-CR-12-06-3-1
3/4 x 1/2	19.05 x 12.70	2.125	54.0	SF1-CR-12-08-3-1	SF4-CR-12-08-3-1
1 x 1/2	25.40 x 12.70	2.500	63.5	SF1-CR-16-08-3-1	SF4-CR-16-08-3-1
1 x 3/4	25.40 x 19.05	2.125	54.0	SF1-CR-16-12-3-1	SF4-CR-16-12-3-1
1 1/2 x 3/4	38.10 x 19.05	3.000	76.2	SF1-CR-24-12-3-1	SF4-CR-24-12-3-1
1 1/2 x 1	38.10 x 25.40	2.500	63.5	SF1-CR-24-16-3-1	SF4-CR-24-16-3-1
2 x 1	50.80 x 25.40	3.375	85.7	SF1-CR-32-16-3-1	SF4-CR-32-16-3-1
2 x 1 1/2	50.80 x 38.10	2.500	63.5	SF1-CR-32-24-3-1	SF4-CR-32-24-3-1
2 1/2 x 1 1/2	63.50 x 38.10	3.375	85.7	SF1-CR-40-24-3-1	SF4-CR-40-24-3-1
2 1/2 x 2	63.50 x 50.80	2.500	63.5	SF1-CR-40-32-3-1	SF4-CR-40-32-3-1
3 x 1 1/2	76.20 x 38.10	4.250	108.0	SF1-CR-48-24-3-1	SF4-CR-48-24-3-1
3 x 2	76.20 x 50.80	3.375	85.7	SF1-CR-48-32-3-1	SF4-CR-48-32-3-1
3 x 2 1/2	76.20 x 63.50	2.625	66.7	SF1-CR-48-40-3-1	SF4-CR-48-40-3-1
4 x 2	101.60 x 50.80	5.125	130.2	SF1-CR-64-32-3-1	SF4-CR-64-32-3-1
4 x 2 1/2	101.60 x 63.50	4.250	108.0	SF1-CR-64-40-3-1	SF4-CR-64-40-3-1
4 x 3	101.60 x 76.20	3.875	98.4	SF1-CR-64-48-3-1	SF4-CR-64-48-3-1
6 x 3	152.40 x 76.20	7.250	184.2	SF1-CR-96-48-3-1	SF4-CR-96-48-3-1
6 x 4	152.40 x 101.60	5.625	142.9	SF1-CR-96-64-3-1	SF4-CR-96-64-3-1

可按要求提供其他尺寸。数据可能会有变更
 Further dimensions on request. Subject to alteration.

偏心大小头

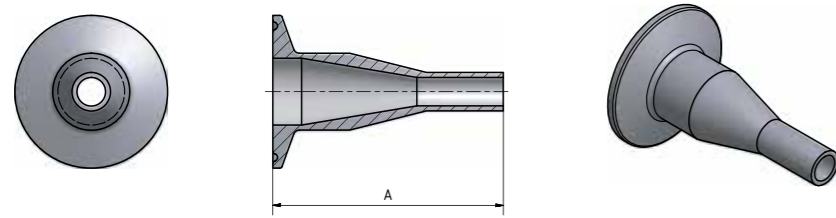
Automatic Tube Weld: Eccentric Reducer




标称尺寸(d) Nominal Size		A		订货号 Order Code	
英寸 / Inch	毫米 / mm	英寸 / Inch	毫米 / mm	SF1	SF4
3/8 x 1/4	9.53 x 6.35	1.625	41.3	SF1-ER-06-04-3-1	SF4-ER-06-04-3-1
1/2 x 1/4	12.70 x 6.35	1.875	47.6	SF1-ER-08-04-3-1	SF4-ER-08-04-3-1
1/2 x 3/8	12.70 x 9.53	1.875	47.6	SF1-ER-08-06-3-1	SF4-ER-08-06-3-1
3/4 x 3/8	19.05 x 9.53	2.000	50.8	SF1-ER-12-06-3-1	SF4-ER-12-06-3-1
3/4 x 1/2	19.05 x 12.70	2.125	54.0	SF1-ER-12-08-3-1	SF4-ER-12-08-3-1
1 x 1/2	25.40 x 12.70	2.500	63.5	SF1-ER-16-08-3-1	SF4-ER-16-08-3-1
1 x 3/4	25.40 x 19.05	2.125	54.0	SF1-ER-16-12-3-1	SF4-ER-16-12-3-1
1 1/2 x 3/4	38.10 x 19.05	3.000	76.2	SF1-ER-24-12-3-1	SF4-ER-24-12-3-1
1 1/2 x 1	38.10 x 25.40	2.500	63.5	SF1-ER-24-16-3-1	SF4-ER-24-16-3-1
2 x 1	50.80 x 25.40	3.375	85.7	SF1-ER-32-16-3-1	SF4-ER-32-16-3-1
2 x 1 1/2	50.80 x 38.10	2.500	63.5	SF1-ER-32-24-3-1	SF4-ER-32-24-3-1
2 1/2 x 1 1/2	63.50 x 38.10	3.375	85.7	SF1-ER-40-24-3-1	SF4-ER-40-24-3-1
2 1/2 x 2	63.50 x 50.80	2.500	63.5	SF1-ER-40-32-3-1	SF4-ER-40-32-3-1
3 x 1 1/2	76.20 x 38.10	4.250	108.0	SF1-ER-48-24-3-1	SF4-ER-48-24-3-1
3 x 2	76.20 x 50.80	3.375	85.7	SF1-ER-48-32-3-1	SF4-ER-48-32-3-1
3 x 2 1/2	76.20 x 63.50	2.625	66.7	SF1-ER-48-40-3-1	SF4-ER-48-40-3-1
4 x 2	101.60 x 50.80	5.125	130.2	SF1-ER-64-32-3-1	SF4-ER-64-32-3-1
4 x 2 1/2	101.60 x 63.50	4.250	108.0	SF1-ER-64-40-3-1	SF4-ER-64-40-3-1
4 x 3	101.60 x 76.20	3.875	98.4	SF1-ER-64-48-3-1	SF4-ER-64-48-3-1
6 x 3	152.40 x 76.20	7.250	184.2	SF1-ER-96-48-3-1	SF4-ER-96-48-3-1
6 x 4	152.40 x 101.60	5.625	142.9	SF1-ER-96-64-3-1	SF4-ER-96-64-3-1

可按要求提供其他尺寸。数据可能会有变更
 Further dimensions on request. Subject to alteration.

单卡式同心大小头
Hygienic Clamp Joint: Tube Weld Concentric Reducer

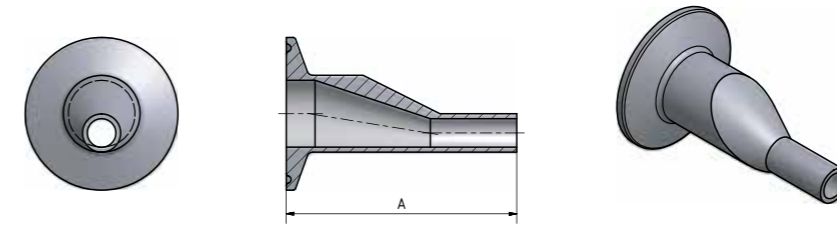


bpe-direct

标称尺寸(d) Nominal Size		A		订货号 Order Code	
英寸 / Inch	毫米 / mm	英寸 / Inch	毫米 / mm	SF1	SF4
3/8 x 1/4	9.53 x 6.35	2.125	54.0	SF1-CR-06-04-3-2	SF4-CR-06-04-3-2
1/2 x 1/4	12.70 x 6.35	2.375	60.3	SF1-CR-08-04-3-2	SF4-CR-08-04-3-2
1/2 x 3/8	12.70 x 9.53	2.375	60.3	SF1-CR-08-06-3-2	SF4-CR-08-06-3-2
3/4 x 3/8	19.05 x 9.53	2.500	63.5	SF1-CR-12-06-3-2	SF4-CR-12-06-3-2
3/4 x 1/2	19.05 x 12.70	2.625	66.7	SF1-CR-12-08-3-2	SF4-CR-12-08-3-2
1 x 1/2	25.40 x 12.70	3.000	76.2	SF1-CR-16-08-3-2	SF4-CR-16-08-3-2
1 x 3/4	25.40 x 19.05	2.625	66.7	SF1-CR-16-12-3-2	SF4-CR-16-12-3-2
1 1/2 x 3/4	38.10 x 19.05	3.500	88.9	SF1-CR-24-12-3-2	SF4-CR-24-12-3-2
1 1/2 x 1	38.10 x 25.40	3.000	76.2	SF1-CR-24-16-3-2	SF4-CR-24-16-3-2
2 x 1	50.80 x 25.40	3.875	98.4	SF1-CR-32-16-3-2	SF4-CR-32-16-3-2
2 x 1 1/2	50.80 x 38.10	3.000	76.2	SF1-CR-32-24-3-2	SF4-CR-32-24-3-2
2 1/2 x 1 1/2	63.50 x 38.10	3.875	98.4	SF1-CR-40-24-3-2	SF4-CR-40-24-3-2
2 1/2 x 2	63.50 x 50.80	3.000	76.2	SF1-CR-40-32-3-2	SF4-CR-40-32-3-2
3 x 1 1/2	76.20 x 38.10	4.750	120.7	SF1-CR-48-24-3-2	SF4-CR-48-24-3-2
3 x 2	76.20 x 50.80	3.875	98.4	SF1-CR-48-32-3-2	SF4-CR-48-32-3-2
3 x 2 1/2	76.20 x 63.50	3.125	79.4	SF1-CR-48-40-3-2	SF4-CR-48-40-3-2
4 x 2	101.60 x 50.80	5.750	146.0	SF1-CR-64-32-3-2	SF4-CR-64-32-3-2
4 x 2 1/2	101.60 x 63.50	4.875	123.8	SF1-CR-64-40-3-2	SF4-CR-64-40-3-2
4 x 3	101.60 x 76.20	4.500	114.3	SF1-CR-64-48-3-2	SF4-CR-64-48-3-2
6 x 3	152.40 x 76.20	8.000	203.2	SF1-CR-96-48-3-2	SF4-CR-96-48-3-2
6 x 4	152.40 x 101.60	6.375	161.9	SF1-CR-96-64-3-2	SF4-CR-96-64-3-2

可按要求提供其他尺寸。数据可能会有变更。夹具尺寸参见表DT-4.1.4-1。
Further dimensions on request. Subject to alteration. Clamp dimensions see table DT-4.1.4-1.

单卡式偏心大小头
Hygienic Clamp Joint: Tube Weld Eccentric Reducer



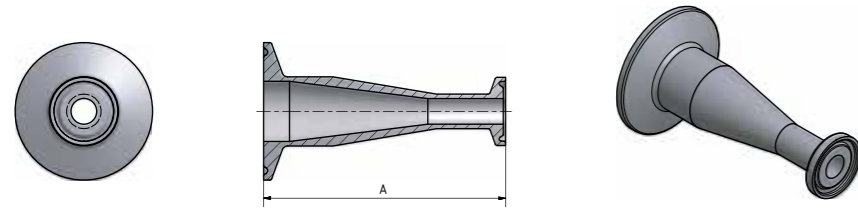
bpe-direct

标称尺寸(d) Nominal Size		A		订货号 Order Code	
英寸 / Inch	毫米 / mm	英寸 / Inch	毫米 / mm	SF1	SF4
3/8 x 1/4	9.53 x 6.35	2.125	54.0	SF1-ER-06-04-3-2	SF4-ER-06-04-3-2
1/2 x 1/4	12.70 x 6.35	2.375	60.3	SF1-ER-08-04-3-2	SF4-ER-08-04-3-2
1/2 x 3/8	12.70 x 9.53	2.375	60.3	SF1-ER-08-06-3-2	SF4-ER-08-06-3-2
3/4 x 3/8	19.05 x 9.53	2.500	63.5	SF1-ER-12-06-3-2	SF4-ER-12-06-3-2
3/4 x 1/2	19.05 x 12.70	2.625	66.7	SF1-ER-12-08-3-2	SF4-ER-12-08-3-2
1 x 1/2	25.40 x 12.70	3.000	76.2	SF1-ER-16-08-3-2	SF4-ER-16-08-3-2
1 x 3/4	25.40 x 19.05	2.625	66.7	SF1-ER-16-12-3-2	SF4-ER-16-12-3-2
1 1/2 x 3/4	38.10 x 19.05	3.500	88.9	SF1-ER-24-12-3-2	SF4-ER-24-12-3-2
1 1/2 x 1	38.10 x 25.40	3.000	76.2	SF1-ER-24-16-3-2	SF4-ER-24-16-3-2
2 x 1	50.80 x 25.40	3.875	98.4	SF1-ER-32-16-3-2	SF4-ER-32-16-3-2
2 x 1 1/2	50.80 x 38.10	3.000	76.2	SF1-ER-32-24-3-2	SF4-ER-32-24-3-2
2 1/2 x 1 1/2	63.50 x 38.10	3.875	98.4	SF1-ER-40-24-3-2	SF4-ER-40-24-3-2
2 1/2 x 2	63.50 x 50.80	3.000	76.2	SF1-ER-40-32-3-2	SF4-ER-40-32-3-2
3 x 1 1/2	76.20 x 38.10	4.750	120.7	SF1-ER-48-24-3-2	SF4-ER-48-24-3-2
3 x 2	76.20 x 50.80	3.875	98.4	SF1-ER-48-32-3-2	SF4-ER-48-32-3-2
3 x 2 1/2	76.20 x 63.50	3.125	79.4	SF1-ER-48-40-3-2	SF4-ER-48-40-3-2
4 x 2	101.60 x 50.80	5.750	146.0	SF1-ER-64-32-3-2	SF4-ER-64-32-3-2
4 x 2 1/2	101.60 x 63.50	4.875	123.8	SF1-ER-64-40-3-2	SF4-ER-64-40-3-2
4 x 3	101.60 x 76.20	4.500	114.3	SF1-ER-64-48-3-2	SF4-ER-64-48-3-2
6 x 3	152.40 x 76.20	8.000	203.2	SF1-ER-96-48-3-2	SF4-ER-96-48-3-2
6 x 4	152.40 x 101.60	6.375	161.9	SF1-ER-96-64-3-2	SF4-ER-96-64-3-2

可按要求提供其他尺寸。数据可能会有变更。夹具尺寸参见表DT-4.1.4-1。
Further dimensions on request. Subject to alteration. Clamp dimensions see table DT-4.1.4-1.

卡式同心大小头

Hygienic Clamp Joint: Concentric Reducer

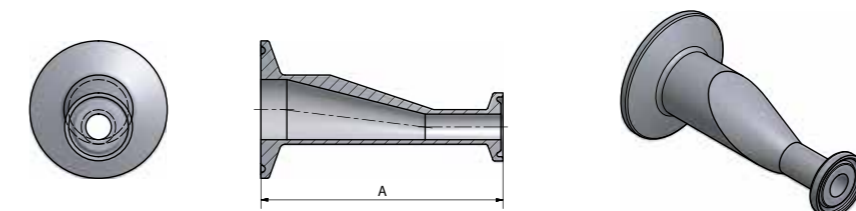



标称尺寸(d) Nominal Size		A		订货号 Order Code	
英寸 / Inch	毫米 / mm	英寸 / Inch	毫米 / mm	SF1	SF4
3/8 x 1/4	9.53 x 6.35	2.625	66.7	SF1-CR-06-04-3-3	SF4-CR-06-04-3-3
1/2 x 1/4	12.70 x 6.35	2.875	73.0	SF1-CR-08-04-3-3	SF4-CR-08-04-3-3
1/2 x 3/8	12.70 x 9.53	2.875	73.0	SF1-CR-08-06-3-3	SF4-CR-08-06-3-3
3/4 x 3/8	19.05 x 9.53	3.000	76.2	SF1-CR-12-06-3-3	SF4-CR-12-06-3-3
3/4 x 1/2	19.05 x 12.70	3.125	79.4	SF1-CR-12-08-3-3	SF4-CR-12-08-3-3
1 x 1/2	25.40 x 12.70	3.500	88.9	SF1-CR-16-08-3-3	SF4-CR-16-08-3-3
1 x 3/4	25.40 x 19.05	3.125	79.4	SF1-CR-16-12-3-3	SF4-CR-16-12-3-3
1 1/2 x 3/4	38.10 x 19.05	4.000	101.6	SF1-CR-24-12-3-3	SF4-CR-24-12-3-3
1 1/2 x 1	38.10 x 25.40	3.500	88.9	SF1-CR-24-16-3-3	SF4-CR-24-16-3-3
2 x 1	50.80 x 25.40	4.375	111.1	SF1-CR-32-16-3-3	SF4-CR-32-16-3-3
2 x 1 1/2	50.80 x 38.10	3.500	88.9	SF1-CR-32-24-3-3	SF4-CR-32-24-3-3
2 1/2 x 1 1/2	63.50 x 38.10	4.375	111.1	SF1-CR-40-24-3-3	SF4-CR-40-24-3-3
2 1/2 x 2	63.50 x 50.80	3.500	88.9	SF1-CR-40-32-3-3	SF4-CR-40-32-3-3
3 x 1 1/2	76.20 x 38.10	5.250	133.4	SF1-CR-48-24-3-3	SF4-CR-48-24-3-3
3 x 2	76.20 x 50.80	4.375	111.1	SF1-CR-48-32-3-3	SF4-CR-48-32-3-3
3 x 2 1/2	76.20 x 63.50	3.625	92.1	SF1-CR-48-40-3-3	SF4-CR-48-40-3-3
4 x 2	101.60 x 50.80	6.250	158.8	SF1-CR-64-32-3-3	SF4-CR-64-32-3-3
4 x 2 1/2	101.60 x 63.50	5.375	136.5	SF1-CR-64-40-3-3	SF4-CR-64-40-3-3
4 x 3	101.60 x 76.20	5.000	127.0	SF1-CR-64-48-3-3	SF4-CR-64-48-3-3
6 x 3	152.40 x 76.20	8.500	215.9	SF1-CR-96-48-3-3	SF4-CR-96-48-3-3
6 x 4	152.40 x 101.60	7.000	177.8	SF1-CR-96-64-3-3	SF4-CR-96-64-3-3

可按要求提供其他尺寸。数据可能会有变更。夹具尺寸参见表DT-4.1.4-1。
 Further dimensions on request. Subject to alteration. Clamp dimensions see table DT-4.1.4-1.

卡式偏心大小头

Hygienic Clamp Joint: Eccentric Reducer




标称尺寸(d) Nominal Size		A		订货号 Order Code	
英寸 / Inch	毫米 / mm	英寸 / Inch	毫米 / mm	SF1	SF4
3/8 x 1/4	9.53 x 6.35	2.625	66.7	SF1-ER-06-04-3-3	SF4-ER-06-04-3-3
1/2 x 1/4	12.70 x 6.35	2.875	73.0	SF1-ER-08-04-3-3	SF4-ER-08-04-3-3
1/2 x 3/8	12.70 x 9.53	2.875	73.0	SF1-ER-08-06-3-3	SF4-ER-08-06-3-3
3/4 x 3/8	19.05 x 9.53	3.000	76.2	SF1-ER-12-06-3-3	SF4-ER-12-06-3-3
3/4 x 1/2	19.05 x 12.70	3.125	79.4	SF1-ER-12-08-3-3	SF4-ER-12-08-3-3
1 x 1/2	25.40 x 12.70	3.500	88.9	SF1-ER-16-08-3-3	SF4-ER-16-08-3-3
1 x 3/4	25.40 x 19.05	3.125	79.4	SF1-ER-16-12-3-3	SF4-ER-16-12-3-3
1 1/2 x 3/4	38.10 x 19.05	4.000	101.6	SF1-ER-24-12-3-3	SF4-ER-24-12-3-3
1 1/2 x 1	38.10 x 25.40	3.500	88.9	SF1-ER-24-16-3-3	SF4-ER-24-16-3-3
2 x 1	50.80 x 25.40	4.375	111.1	SF1-ER-32-16-3-3	SF4-ER-32-16-3-3
2 x 1 1/2	50.80 x 38.10	3.500	88.9	SF1-ER-32-24-3-3	SF4-ER-32-24-3-3
2 1/2 x 1 1/2	63.50 x 38.10	4.375	111.1	SF1-ER-40-24-3-3	SF4-ER-40-24-3-3
2 1/2 x 2	63.50 x 50.80	3.500	88.9	SF1-ER-40-32-3-3	SF4-ER-40-32-3-3
3 x 1 1/2	76.20 x 38.10	5.250	133.4	SF1-ER-48-24-3-3	SF4-ER-48-24-3-3
3 x 2	76.20 x 50.80	4.375	111.1	SF1-ER-48-32-3-3	SF4-ER-48-32-3-3
3 x 2 1/2	76.20 x 63.50	3.625	92.1	SF1-ER-48-40-3-3	SF4-ER-48-40-3-3
4 x 2	101.60 x 50.80	6.250	158.8	SF1-ER-64-32-3-3	SF4-ER-64-32-3-3
4 x 2 1/2	101.60 x 63.50	5.375	136.5	SF1-ER-64-40-3-3	SF4-ER-64-40-3-3
4 x 3	101.60 x 76.20	5.000	127.0	SF1-ER-64-48-3-3	SF4-ER-64-48-3-3
6 x 3	152.40 x 76.20	8.500	215.9	SF1-ER-96-48-3-3	SF4-ER-96-48-3-3
6 x 4	152.40 x 101.60	7.000	177.8	SF1-ER-96-64-3-3	SF4-ER-96-64-3-3

可按要求提供其他尺寸。数据可能会有变更。夹具尺寸参见表DT-4.1.4-1。
 Further dimensions on request. Subject to alteration. Clamp dimensions see table DT-4.1.4-1.

接头和管帽

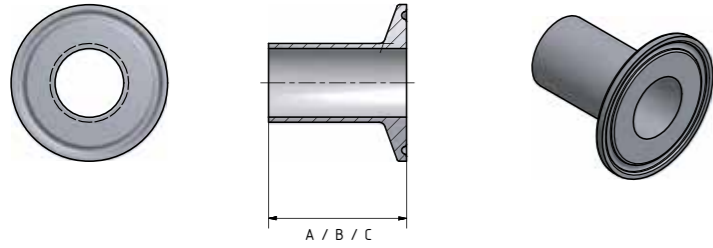
FERRULES AND CAPS

■ bpe-direct



接头

Automatic Tube Weld: Ferrule



 bpe-direct

标称尺寸(d) Nominal Size		A		夹子尺寸 Clamp Dimensions		订货号 Order Code	
英寸 / Inch	毫米 / mm	英寸 / Inch	毫米 / mm	英寸 / Inch	毫米 / mm	SF1	SF4
1/4	6.35	1.750	44.5	0.984	25.0	SF1-FA-04-4-1	SF4-FA-04-4-1
3/8	9.53	1.750	44.5	0.984	25.0	SF1-FA-06-4-1	SF4-FA-06-4-1
1/2	12.70	1.750	44.5	0.984	25.0	SF1-FA-08-4-1	SF4-FA-08-4-1
3/4	19.05	1.750	44.5	0.984	25.0	SF1-FA-12-4-1	SF4-FA-12-4-1
1	25.40	1.750	44.5	1.984	50.5	SF1-FA-16-4-1	SF4-FA-16-4-1
1 1/2	38.10	1.750	44.5	1.984	50.5	SF1-FA-24-4-1	SF4-FA-24-4-1
2	50.80	2.250	57.2	2.516	64.0	SF1-FA-32-4-1	SF4-FA-32-4-1
2 1/2	63.50	2.250	57.2	3.047	77.5	SF1-FA-40-4-1	SF4-FA-40-4-1
3	76.20	2.250	57.2	3.579	91.0	SF1-FA-48-4-1	SF4-FA-48-4-1
4	101.60	2.250	57.2	4.682	119.0	SF1-FA-64-4-1	SF4-FA-64-4-1
6	152.40	3.000	76.2	6.570	167.0	SF1-FA-96-4-1	SF4-FA-96-4-1

可按要求提供其他尺寸。数据可能会有变更
Further dimensions on request. Subject to alteration.

接头

Automatic Tube Weld: Ferrule

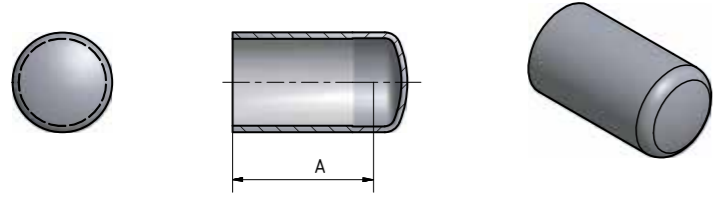
标称尺寸(d) Nominal Size		B		夹子尺寸 Clamp Dimensions		订货号 Order Code	
英寸 / Inch	毫米 / mm	英寸 / Inch	毫米 / mm	英寸 / Inch	毫米 / mm	SF1	SF4
1/4	6.35	1.130	28.58	0.984	25.0	SF1-FB-04-4-1	SF4-FB-04-4-1
3/8	9.53	1.130	28.58	0.984	25.0	SF1-FB-06-4-1	SF4-FB-06-4-1
1/2	12.70	1.130	28.58	0.984	25.0	SF1-FB-08-4-1	SF4-FB-08-4-1
3/4	19.05	1.130	28.58	0.984	25.0	SF1-FB-12-4-1	SF4-FB-12-4-1
1	25.40	1.130	28.58	1.984	50.5	SF1-FB-16-4-1	SF4-FB-16-4-1
1 1/2	38.10	1.130	28.58	1.984	50.5	SF1-FB-24-4-1	SF4-FB-24-4-1
2	50.80	1.130	28.58	2.516	64.0	SF1-FB-32-4-1	SF4-FB-32-4-1
2 1/2	63.50	1.130	28.58	3.047	77.5	SF1-FB-40-4-1	SF4-FB-40-4-1
3	76.20	1.130	28.58	3.579	91.0	SF1-FB-48-4-1	SF4-FB-48-4-1
4	101.60	1.130	28.58	4.682	119.0	SF1-FB-64-4-1	SF4-FB-64-4-1
6	152.40	1.500	38.1	6.570	167.0	SF1-FB-96-4-1	SF4-FB-96-4-1

标称尺寸(d) Nominal Size		C		夹子尺寸 Clamp Dimensions		订货号 Order Code	
英寸 / Inch	毫米 / mm	英寸 / Inch	毫米 / mm	英寸 / Inch	毫米 / mm	SF1	SF4
1/4	6.35	0.500	12.7	0.984	25.0	SF1-FC-04-4-1	SF4-FC-04-4-1
3/8	9.53	0.500	12.7	0.984	25.0	SF1-FC-06-4-1	SF4-FC-06-4-1
1/2	12.70	0.500	12.7	0.984	25.0	SF1-FC-08-4-1	SF4-FC-08-4-1
3/4	19.05	0.500	12.7	0.984	25.0	SF1-FC-12-4-1	SF4-FC-12-4-1
1	25.40	0.500	12.7	1.984	50.5	SF1-FC-16-4-1	SF4-FC-16-4-1
1 1/2	38.10	0.500	12.7	1.984	50.5	SF1-FC-24-4-1	SF4-FC-24-4-1
2	50.80	0.500	12.7	2.516	64.0	SF1-FC-32-4-1	SF4-FC-32-4-1
2 1/2	63.50	0.500	12.7	3.047	77.5	SF1-FC-40-4-1	SF4-FC-40-4-1
3	76.20	0.500	12.7	3.579	91.0	SF1-FC-48-4-1	SF4-FC-48-4-1
4	101.60	0.625	15.9	4.682	119.0	SF1-FC-64-4-1	SF4-FC-64-4-1
6	152.40	0.750	19.05	6.570	167.0	SF1-FC-96-4-1	SF4-FC-96-4-1

可按要求提供其他尺寸。数据可能会有变更
Further dimensions on request. Subject to alteration.

管帽

Automatic Tube Weld: Cap



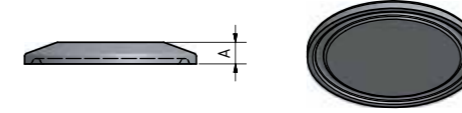
 **bpe-direct**

标称尺寸(d) Nominal Size		A		订货号 Order Code	
英寸 / Inch	毫米 / mm	英寸 / Inch	毫米 / mm	SF1	SF4
1/2	12.70	1.500	38.10	SF1-WC-08-5-1	SF4-WC-08-5-1
3/4	19.05	1.500	38.10	SF1-WC-12-5-1	SF4-WC-12-5-1
1	25.40	1.500	38.10	SF1-WC-16-5-1	SF4-WC-16-5-1
1 1/2	38.10	1.500	38.10	SF1-WC-24-5-1	SF4-WC-24-5-1
2	50.80	1.500	38.10	SF1-WC-32-5-1	SF4-WC-32-5-1
2 1/2	63.50	1.500	38.10	SF1-WC-40-5-1	SF4-WC-40-5-1
3	76.20	1.750	44.50	SF1-WC-48-5-1	SF4-WC-48-5-1
4	101.60	2.000	50.80	SF1-WC-64-5-1	SF4-WC-64-5-1
6	152.40	2.500	63.50	SF1-WC-96-5-1	SF4-WC-96-5-1

可按要求提供其他尺寸。数据可能会有变更。
Further dimensions on request. Subject to alteration.

盲板

Hygienic Clamp Joint: Solid End Cap



 **bpe-direct**

标称尺寸(d) Nominal Size		A		法兰盘尺寸 Flange Dimensions		订货号 Order Code	
英寸 / Inch	毫米 / mm	英寸 / Inch	毫米 / mm	英寸 / Inch	毫米 / mm	SF1	SF4
1/4	6.35	0.187	4.7	0.984	25.0	SF1-FTC-04-12-5-2	SF4-FTC-04-12-5-2
3/8	9.53	0.187	4.7	0.984	25.0	SF1-FTC-04-12-5-2	SF4-FTC-04-12-5-2
1/2	12.70	0.187	4.7	0.984	25.0	SF1-FTC-04-12-5-2	SF4-FTC-04-12-5-2
3/4	19.05	0.187	4.7	0.984	25.0	SF1-FTC-04-12-5-2	SF4-FTC-04-12-5-2
1	25.40	0.250	6.4	1.984	50.5	SF1-FTC-16-24-5-2	SF4-FTC-16-24-5-2
1 1/2	38.10	0.250	6.4	1.984	50.5	SF1-FTC-16-24-5-2	SF4-FTC-16-24-5-2
2	50.80	0.250	6.4	2.516	64.0	SF1-FTC-32-5-2	SF4-FTC-32-5-2
2 1/2	63.50	0.250	6.4	3.047	77.5	SF1-FTC-40-5-2	SF4-FTC-40-5-2
3	76.20	0.250	6.4	3.579	91.0	SF1-FTC-48-5-2	SF4-FTC-48-5-2
4	101.60	0.312	7.9	4.682	119.0	SF1-FTC-64-5-2	SF4-FTC-64-5-2
6	152.40	0.437	11.1	6.570	167.0	SF1-FTC-96-5-2	SF4-FTC-96-5-2

可按要求提供其他尺寸。数据可能会有变更。
Further dimensions on request. Subject to alteration.

标准垫片

符合DIN 32676的所有标准卫生级垫片均由符合FDA标准的化合物模制而成，并经过USP第VI级认证。

整个系统完全可追溯

Dockweiler垫片经过清洁、干燥和永久标记。避免了从包装中取出后弄混淆。

激光标记信息：

DOCKWEILER/DW编码

Standard Gaskets

All standard sanitary gaskets according to DIN 32676 are moulded from FDA compliant compounds and fulfil USP class VI.

Total traceability for the complete system

Dockweiler gaskets are cleaned, dried and permanently marked. Mix-ups after removal from the packaging are eliminated.

Lasermarking information:

DOCKWEILER / DW-No.

材料

Materials



材料 / Material	聚四氟乙烯 PTFE	氟橡胶 FKM	聚四氟乙烯/氟橡胶 PTFE / FKM	三元乙丙橡胶 EPDM	甲基乙烯基硅橡胶 VMQ	聚四氟乙烯/316L 不锈钢 PTFE / 316L	聚四氟乙烯/三元乙丙橡胶 PTFE / EPDM
材料符合ISO 1629/ASTM D1418 Material acc. to ISO 1629 / ASTM D1418	聚四氟乙烯 Polytetrafluoroethylene	全氟化橡胶 Perfluorinated rubber	聚四氟乙烯包覆氟橡胶 PTFE enveloped FKM	三元乙丙橡胶 Ethylene propylene diene rubber	铂金固化硅橡胶 Platinum cured silicone rubber	316L不锈钢和聚四氟乙烯复合材料 Composite of stainless steel 316L and PTFE	聚四氟乙烯三元乙丙橡胶包层 PTFE enveloped EPDM
商号 Trade name	Teflon®	Viton®		Buna®	Silopren®		
直径* Diameter* *并非所有直径 *Not all diameters are available in all materials.	法兰尺寸≤25mm:无焊唇垫片, 法兰尺寸≥34mm:有焊唇垫片 Flange size ≤ 25 mm: Gasket without Lip, Flange size ≥ 34 mm: Gasket with Lip ISO 13,5 mm – 114,3 mm / Metric 6,00 mm – 154,00 mm 公制6.00 mm - 154.00 mm / Imperial 1/4" – 6" / 英制1/4"- 6"						
温度变化 Temperature variations	-	+	0	+	+	+	+
连续蒸汽 Continuous steam	+	+	+	+	+	+	+
非极性溶剂 Non-polar solvents	+	+	+	-	-	+	+
极性溶剂 Polar solvents	+	-	+	-	-	+	+
酸性和活性氧 Acid and active oxygen	+	+	+	+	+	+	+
酸性 / Acid	+	+	+	+	+	+	+
碱性 / Alkaline	+	+	+	+	-	+	+
硬度 / Hardness	68 Shore A 68邵氏A硬度	82 Shore A 82邵氏A硬度	45 Shore A 45邵氏A硬度	45 Shore A 45邵氏A硬度	65 – 75 Shore A 65 - 75邵氏A硬度	80 Shore A 80邵氏A硬度	70 +/- 5 Shore A 70±5邵氏A硬度
密度 / Density	3,45 g/cm³	1,28 g/cm³	1,9 g/cm³	2,1 g/cm³	1,2 g/cm³	1,85 g/cm³	1,25 g/cm³
压缩形变 Compression set	18,5 % 70 Hour / Std. 70小时/标准值 200 °C	13 % 24 Hour / Std. 24小时/标准值 175 °C	15 % 24 Hour / Std. 24小时/标准值 175 °C	10 % 24 Hour / Std. 24小时/标准值 150 °C	20 % 24 Hour / Std. 24小时/标准值 175 °C	7 % 24 Hour / Std. 24小时/标准值 150 °C	5 % 24 Hour / Std. 24小时/标准值 175 °C
	392 °F	347 °F	347 °F	302 °F	347 °F	302 °F	347 °F
温度范围 Temperature range	-15 to 230 °C -15至230 °C 5 to 446 °F 5至446 °F	-20 to 210 °C -20至210 °C -4 to 410 °F -4至410 °F	-60 to 180 °C -60至180 °C -76 to 356 °F -76至356 °F	-40 to 140 °C -40至140 °C -40 to 284 °F -40至284 °F	-60 to 200 °C -60至200 °C -76 to 392 °F -76至392 °F	-70 to 260 °C -70至260 °C -94 to 500 °F -94至500 °F	-70 to 180 °C -70至180 °C -94 to 356 °F -94至356 °F

+ = highly suitable / 非常合适

0 = suitable / 合适

- = not suitable / 不合适

垫片 / Gaskets

标称尺寸 Nominal Size	法兰尺寸 Flange Dimensions	聚四氟乙烯 PTFE	氟橡胶 FKM	聚四氟乙烯/氟橡胶 PTFE/FKM	三元乙丙橡胶 EPDM	甲基乙烯基硅橡胶 VMQ
1/4"	25.00	GK-IMP-04-P	GK-IMP-04-F	GK-IMP-04-FP	GK-IMP-04-E	GK-IMP-04-V
3/8"	25.00	GK-IMP-06-P	GK-IMP-06-F	GK-IMP-06-FP	GK-IMP-06-E	GK-IMP-06-V
1/2"	25.00	GK-IMP-08-P	GK-IMP-08-F	GK-IMP-08-FP	GK-IMP-08-E	GK-IMP-08-V
3/4"	25.00	GK-IMP-12-P	GK-IMP-12-F	GK-IMP-12-FP	GK-IMP-12-E	GK-IMP-12-V
1"	50.50	GK-IMP-16-P	GK-IMP-16-F	GK-IMP-16-FP	GK-IMP-16-E	GK-IMP-16-V
1 1/2"	50.50	GK-IMP-24-P	GK-IMP-24-F	GK-IMP-24-FP	GK-IMP-24-E	GK-IMP-24-V
2"	64.00	GK-IMP-32-P	GK-IMP-32-F	GK-IMP-32-FP	GK-IMP-32-E	GK-IMP-32-V
2 1/2"	77.50	GK-IMP-40-P	GK-IMP-40-F	GK-IMP-40-FP	GK-IMP-40-E	GK-IMP-40-V
3"	91.00	GK-IMP-48-P	GK-IMP-48-F	GK-IMP-48-FP	GK-IMP-48-E	GK-IMP-48-V
4"	119.00	GK-IMP-64-P	GK-IMP-64-F	GK-IMP-64-FP	GK-IMP-64-E	GK-IMP-64-V
6"	167.00	GK-IMP-96-P	GK-IMP-96-F	GK-IMP-96-FP	GK-IMP-96-E	GK-IMP-96-V

除标准垫片外，还有以下垫片可供选择：

The following gaskets are optional available beside the standard gaskets:



筛网垫片

筛网垫片可以为关键膜过滤器提供预过滤，使来自工艺排气管线的水蒸气凝结，在灌装加工之前去除颗粒等等。

Screen Gaskets

Screen Gaskets provide prefiltration for critical membrane filters, coalescence of water vapour from process exhaust lines, particulate removal before fill and finish and more.



智能垫片

在确认高纯度制药系统的无菌性时，智能垫片的价值得到了验证。

Smart Gasket

The Smart Gasket values are proven when validating sterility in high purity pharmaceutical systems..



受控压缩垫片

受控压缩垫片不能过紧，但可将夹钳压缩量精确控制在正确范围内，允许正确定位的垫片与卡式接头形成完美的表面内径密封。

Controlled Compression Gaskets

Controlled Compression Dichtungen regulieren den Klemmdruck und sichern den ordnungsgemäßen Sitz der Dichtung.



孔板

孔板可以提高系统的性能，在SIP程序中调节流速，平衡回流和均衡背压。

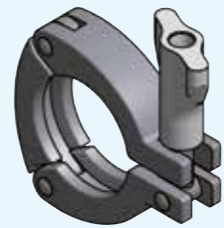
Orifice Plates

Orifice Plates advance your system's performance, adjust flow rates, balance backflow and equalize back pressure during SIP procedures.

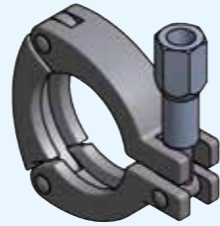


标称尺寸(d) Nominal Size	法兰直径[mm] Flange Diameter [mm]	符合ASME BPE的标准夹钳 Standard Clamp acc. to ASME BPE
1/4"	25.00	CLAMP-04-12
3/8"	25.00	CLAMP-04-12
1/2"	25.00	CLAMP-04-12
3/4"	25.00	CLAMP-04-12
1"	50.50	CLAMP-16-24
1 1/2"	50.50	CLAMP-16-24
2"	64.00	CLAMP-32
2 1/2"	77.50	CLAMP-40
3"	91.00	CLAMP-48
4"	119.00	CLAMP-64
6"	167.00	CLAMP-96


专用卡箍
SPECIAL CLAMPS



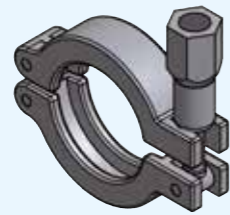
3段卡箍
3-SEGMENT-CLAMP



3段六边形卡箍
3-SEGMENT-CLAMP WITH HEXAGON



高压卡箍
HIGH PRESSURE CLAMP




六边形卡箍
CLAMP WITH HEXAGON



安全卡箍
SAFETY CLAMP

更多产品
ADDITIONAL PRODUCTS





除了ASME BPE标准产品之外,我们还提供专用组件和系统解决方案。

Special components and system solutions in addition to ASME BPE standard products.

用于满足个别要求的CIP喷枪和CIP环

CIP lances and CIP rings matched to the individual requirements



例如,由硅胶、三元乙丙橡胶和聚四氟乙烯制成的CIP环、CIP喷枪和制药用软管。

For example, CIP rings, CIP lances as well as pharmaceutical hoses made of silicone, EPDM and PTFE.



系统组件经过质量测试,易于安装

System components with tested quality and for easy installation

对介质纯度要求最高的制药用软管

Pharmaceutical hoses for highest demands for media purity



设计符合最高GMP标准的扩口连接

FLARED connection designed to meet the highest GMP standards

类型 / Type	PolyFlow ST	PolyFlow STR
		
材料 / Material	<p>铂金固化硅胶, 编织增强</p> <p>Platinum-cured silicone, braid-reinforced</p>	<p>铂金固化硅胶, 采用不锈钢丝加固进行编织增强</p> <p>Platinum-cured silicone, braid-reinforced, with stainless steel wire reinforcement</p>
直径 / Diameter	1/4" - 1" *	1/2" - 2" *
最大长度 / Max. Length	25 m **	40 m
最小弯曲半径 / min. Bending radius	40 mm (1/4") - 120 mm (1")	60 mm (1/2") - 210 mm (2")
温度范围 / Temperature Range	- 60° - + 180°C	- 60° - + 200°C
工作压力 / Working Pressure	6,0 bar (1/4") - 2,5 bar (1")	15 bar (1/4") - 4 bar (3")
符合性 / Conformity	<p>FDA 21 CFR 177.2600, BhVV Type II, USP Class VI, USP Physicochemical 661, Cytotoxicity, Hemolysis, European Pharmacopeia 3.1.9</p> <p>FDA 21 CFR 177.2600, BhVV II型, USP VI级, USP理化661, 细胞毒性, 溶血, 《欧洲药典》3.1.9</p>	<p>FDA 21 CFR 177.2600</p> <p>USP Class VI, 3-A Sanitary Standard, EC 1935/2004, EC 2023/2006, DM21/03/1973, BfR XV and XXI cat.2, ISO10993-8, -10 and -11</p> <p>FDA 21 CFR 177.2600 USP VI级, 3-A卫生级标准, EC 1935/2004, EC 2023/2006, DM21/03/1973, BfR XV和XXI cat.2, ISO10993-8, -10和-11</p>




* Other dimensions on request. / 其他尺寸按要求提供。
** From a diameter of 25 mm only 10 m / 直径25mm, 仅10m

可用连接:


- 符合DIN 32676和ASME BPE 2019标准的卡箍连接
- 符合DIN 11864形式A的无菌连接
- 轨道焊接用焊接端
- 可根据要求提供进一步的连接和定制解决方案 (例如90°弯头)
- 没有因特殊卷曲软管接头 (扩口) 而产生的死区:** 带有卷曲软管接头和扩口聚四氟乙烯衬里的PolyFlow PTR和PolyFlow PTR OHM软管。连接管与介质无接触, 因为特殊卷边不允许密封处有任何间隙或死区。

Available connections:

- TriClamp connections in accordance with DIN 32676 and ASME BPE 2019
- Aseptic connections in accordance with DIN 11864 Form A
- Welding ends for orbital welding
- Further connections and customized solutions (e.g. 90° Elbow) on request
- Free of dead space due to specially crimped hose fitting FLARED:** PolyFlow PTR and PolyFlow PTR OHM hoses with crimped hose-fitting and flared PTFE liner. The connection fitting has no contact to the medium, as the special crimping does not allow for any gaps or dead space up to the seal.

PolyFlow ETR EPDM	PolyFlow PTR OHM	PolyFlow PTR
		
<p>采用不锈钢丝编织加固增强, 外部为蓝色三元乙丙橡胶, 内部为食品级白色三元乙丙橡胶</p> <p>Braid-reinforced with stainless steel wire reinforcement, outside blue EPDM, inside food-grade white EPDM</p>	<p>特氟隆® (聚四氟乙烯) 衬里 (黑色), 编织增强 (大于1英寸, 还采用了不锈钢丝加固), 外部为三元乙丙橡胶, 完全导电 (Ω/T)</p> <p>Teflon® (PTFE) liner (black), braid-reinforced (>1" also stainless steel wire reinforcement), outside EPDM, fully electrically conductive (Ω/T).</p>	<p>特氟隆® (聚四氟乙烯) 衬里 (白色), 编织增强 (大于1英寸, 还采用了不锈钢丝加固), 外部为三元乙丙橡胶</p> <p>Teflon® (PTFE) liner (white), braid-reinforced (>1" also stainless steel wire reinforcement), outside EPDM</p>
3/4" - 2" *	1/2" - 2"	1/2" - 2"
40 m	40 m	40 m
120 mm (3/4") - 300 mm (2")	110 mm (1/2") - 210 mm (2")	110 mm (1/2") - 210 mm (2")
- 30° - + 120°C	- 30° - + 150°C	- 30° - + 150°
6.5 bar (3/4") - 4.0 bar (2")	6 bar (1/2" - 2")	16 bar (1/2" - 2")
FDA 21 CFR - 177.2600, BGVV Type II, USP Physicochemical 661	FDA 21 CFR 177.1550, FDA 21 CFR 1783297, USP Class VI, EC 1935/2004, 10/2011, 1282/2011, 1183/2011, 202/2014, 2023/2006, Bed.Ggst V, 24.06.2013, LFGB	FDA 21 CFR 177.1550, FDA 21 CFR 1783297, USP Class VI, EC 1935/2004, 10/2011, 1282/2011, 1183/2011, 202/2014, 2023/2006, Bed.GgstV, 24.06.2013, LFGB





Components	Materials
01 Basic Body	PVDF
02 O-rings	EPDM
03 Spring	1.4310

用于洁净室中墙壁和天花板管道的CleanShut:
在墙洞中提供最佳防污染保护。

CleanShut用于制作洁净室中的墙壁和天花板管道。洁净室的墙壁由多层结构组成。其由两层外部金属板构成，内衬填充材料。CleanShut用其弹簧将房屋压紧到墙上金属板之后。两个密封件根据洁净室标准密封通孔：第一个密封件位于CleanShut系统的背面，并在房屋和洁净室墙之间提供密封。第二个密封件位于通孔的内部通道处，并进行密封。这种设计使得不需要使用额外的密封剂。

For wall and ceiling feedthroughs in clean rooms:
Optimal protection against contamination in wall openings.

CleanShut is used to make wall and ceiling feedthroughs in clean rooms. Clean room walls are structured into several layers. They consist of two outer sheets of metal, which are lined with a filling material. CleanShut reaches behind the metal sheet with its spring and presses the housing close to the wall.

Two seals close the feedthrough according to clean-room standards: the first seal is located on the back of the CleanShut system and provides a seal between the housing and the clean room wall. The second seal is located in the inner passage of the feedthrough and seals it off. This design thus makes using additional sealants unnecessary.

CleanShut-优势和好处一览:

- 安装简单快捷
- 可以从一个侧面安装
- 安装成本相对较低
- 突出的领口可可靠地封闭钻孔
- 无需螺钉安装 - 最大限度地降低了对洁净室墙壁的损坏风险
- 突出的领口在安装过程中提供额外的灵活性
- 由于具有高耐热性，可以消毒管道安装
- 提供通孔的稳定性
- 由于符合GMP标准的设计，易于清洁 (外部 Ra ≤ 0.8 μm)

CleanShut – advantages and benefits at a glance:

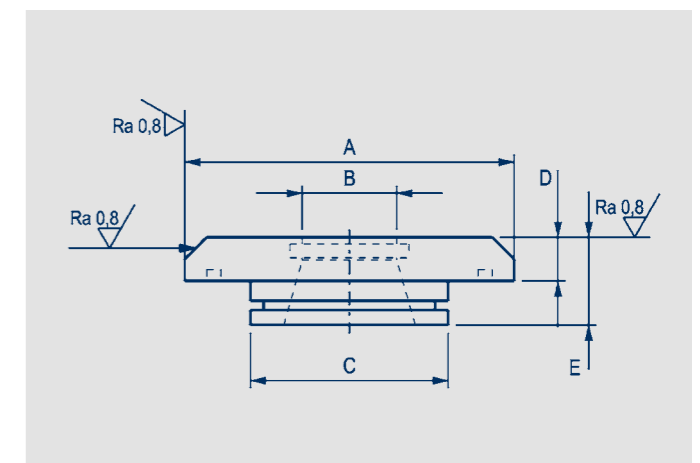
- simple and quick installation
- installation from just one side possible
- comparatively low installation costs
- the protruding collar seals the drilled hole reliably
- assembly without screws – minimizes the risk of damage to the cleanroom wall
- the protruding collar provides additional flexibility during installation
- sterilizability of the pipe installation due to high heat resistance
- stabilizability of the feedthrough provided
- easy to clean due to GMP-compliant design (outer Ra ≤ 0.8 μm)



Metric [mm]					
Ø Rohr	Ø A	Ø B	Ø C	D	E
12,00	64,00	12,20	34,00	10,00	18,00
19,00	75,00	19,20	45,00	10,00	18,00
23,00	75,00	19,20	45,00	10,00	18,00
29,00	87,00	29,20	57,00	10,00	18,00
35,00	87,00	35,20	57,00	10,00	18,00
41,00	105,00	41,20	75,00	10,00	20,00
53,00	105,00	53,20	75,00	10,00	20,00
70,00	138,00	70,20	108,00	10,00	22,00
85,00	138,00	85,20	108,00	10,00	22,00
104,00	149,00	104,20	127,00	10,00	22,00

ISO [mm]					
Ø Rohr	Ø A	Ø B	Ø C	D	E
13,50	64,00	13,70	34,00	10,00	18,00
21,30	75,00	21,50	45,00	10,00	18,00
26,90	75,00	27,10	45,00	10,00	18,00
33,70	87,00	33,90	57,00	10,00	18,00
42,40	105,00	42,60	75,00	10,00	20,00
48,30	105,00	48,50	75,00	10,00	20,00
60,30	138,00	60,50	108,00	10,00	22,00
76,10	138,00	76,30	108,00	10,00	22,00
88,90	149,00	89,10	127,00	10,00	22,00

Imperial [mm]					
Ø Rohr	Ø A	Ø B	Ø C	D	E
12,70	64,00	12,90	34,00	10,00	18,00
19,05	75,00	19,25	45,00	10,00	18,00
25,40	75,00	25,60	45,00	10,00	18,00
38,10	105,00	38,30	75,00	10,00	20,00
50,80	105,00	51,00	75,00	10,00	20,00
63,50	138,00	63,70	108,00	10,00	22,00
76,20	138,00	76,40	108,00	10,00	22,00
101,60	149,00	101,80	127,00	10,00	22,00



概述

GENERAL INFORMATION



从我们的专业知识、
产品和服务中获益，
为顺畅的安装提供支持。

Benefit from our expertise,
our products and our services.
For smooth installations.




交付可靠性极高，
库存充足

Large stock for
high delivery reliability

采用独特内表面，
安装安全无虞

Specific inner surfaces
for safe installations



表面光洁，
Ra最高可达0.13 μm

Highest purity up to Ra 0,13 μm

完美焊缝，卓越品质

Weld seams in perfection
and ultimate quality



零部件经过精心设计，
为高效而生的组件

Engineered components
for enhanced efficiency





Dockweiler品质卓越，
始终如一
Dockweiler quality no matter what

遵循严苛的检验流程：
每个零部件最多经过50次测试

Outstanding inspection:
up to 50 tests per component



文档的完整性及可追溯性
End-to-end documentation
and traceability



3.1证书
(含所有重要信息)


Consistent 3.1 certificates
with all important information



简便易行的文档管理
Easy document management:
online with WebCert



从原材料到交付, 始终保持最高水准
Highest quality from raw material to delivery.



DIN EN ISO 14001
DIN EN ISO 9001



AD 2000 HPO
DGRL 2014/68/EU and
AD 2000 WO

一应证书见Dockweiler网站:
All certificates are available on our website:

www.dockweiler.com

不锈钢元件

钢是最常用的合金之一，主要由铁组成。通常，碳含量小于2%。它还包含其他组分，这些组分可能会由于制造过程而出现，或者是为了获得某些特性而添加的。根据EN 10020标准，不锈钢是具有特殊纯度水平的合金和非合金钢，例如硫和磷含量不超过0.025%的钢（所谓的铁伴生物）。不锈钢的特征是其铬含量超过10.5%。由于高铬含量，铬氧化物形成一层保护性和致密的钝化层，覆盖在材料表面上。因此，“不锈钢”这个术语是具有误导性的，因为材料在任何应用领域都不能做到无锈。选择合适的材料对其应用至关重要。已经开发了各种钢和合金来抵抗不同行业部门可能出现的腐蚀形式。适当制造仍然是使用耐腐蚀材料的要求。关于应用，除了材料外，了解和评估过程参数（如介质，浓度，时间和温度）也很重要。



Elements in stainless steels

Steel is one of the most commonly used alloys and consists mainly of iron. In general the carbon content is less than 2%. It contains also other components that may emerge due to the manufacturing process or are added to obtain certain characteristics.

Stainless steels according to EN 10020 are alloyed and unalloyed steels with a special purity level like for example steels with a sulphur and phosphorous content (a so-called iron companion) that is not higher than 0.025%.

Stainless steels are characterized by an amount of chromium of more than 10.5%. Due to that high chromium content a protective and dense passive layer of chromium oxide establishes on the material surface. The term “stainless steel” is therefore misleading since materials cannot be stainless in any field of application.

The right choice of the convenient material is crucial for its application. A variety of steels and alloys have been developed to counteract against the possible forms of corrosion in the different industry branches. The requirement for a suitable, corrosion-resistant use of a material is still the appropriate manufacturing.

Regarding the application it is important to know and to assess besides the material also the process parameter like medium, concentration, time and temperature.

类型 Type	AISI	JIS G 3459	简称 Short name	UNS	C	Mn	P	S	SI	Cr	Ni	Mo	W	V	Co	Ti	Cu	N	PREN
奥氏体 Austenite	304		X5CrNi18-10	S30400	0.08	2	0.045	0.03	1	17.5-19.5	8.0-10.5	-	-	-	-	-	-	-	19
	304L		X2CrNi19-11	S30403	0.03	2	0.045	0.015	1	18.0-20.0	10.0-13.0	-	-	-	-	-	-	-	20
	304L		X2CrNi18-9	S30403	0.03	2	0.045	0.015	1	17.5-19.5	8.0-10.5	-	-	-	-	-	-	-	19
	316L		X2CrNiMo17-12-2	S31603	0.03	2	0.045	0.015	1	16.5-18.5	10.0-14.5	2.00-2.50	-	-	-	-	-	-	23
	316L		X2CrNiMo18-14-3	S31603	0.03	2	0.045	0.015	1	17.0-19.0	12.5-15.0	2.50-3.00	-	-	-	-	-	-	26
		316LTP	X2CrNiMo18-14-3	S31603	0.03	1	0.045	0.003-0.010	1	16.0-18.0	12.0-14.0	2.00-3.00	-	-	-	0.02	-	-	26
	316Ti		X6CrNiMoTi17-12-2	S31635	0.08	2	0.045	0.015	1	16.5-18.5	10.0-13.5	2.00-2.50	-	-	-	0.5	-	-	23
超级奥氏体 Super Austenitic	317L		X2CrNiMoN-18-15-4	S31703	0.03	2	0.045	0.03	1	17.5-19.5	13.0-17.0	3.0-4.0	-	-	-	-	-	0.11	29
	904L		X1NiCrMoCu25-20-5	N08904	0.02	2	0.03	0.01	0.7	19.0-21.0	24.0-26.0	4.0-5.0	-	-	-	-	1.2-2.0	0.15	36
	6Mo		X2NiCrMoCuN20-18-6	S31254	0.02	1	0.03	-	1	19.5-20.5	17.5-18.5	6.0-7.0	-	-	-	-	0.50-1.00	0.18-0.25	42
			AL-6XN	N08904	0.03	2	0.03	0.01	0.5	19.0-20.0	24.0-26.0	6.0-7.0	-	-	-	-	-	0.18	42
双相 Duplex	318LN		X2CrNiMoN22-5-3	S31803	0.03	2	-	-	1	21.0-23.0	4.5-6.5	2.50-3.5	-	-	-	-	-	0.10-0.22	31
	F53		X2CrNiMoN 25-7-4	S32750	0.02	2	0.035	0.015	1	25	7	4	-	-	-	-	-	0.27	43
	S31254		254 SMO	S31254	0.01	1	0.03	0.01	1	20	18	6.1	-	-	-	-	-	0.2	42
镍基合金 Nickel based alloy	C22		Hastelloy C-22	N06022	0.01	0.5	-	-	0.08	22	56	13	3	0.35	2.5	0	0	0	46
	C276		Hastelloy C-276	N10276	0.01	1	0.025	0.01	0.08	14.5	57	15	3	0.35	2.5	0	0	0	45

抗点蚀当量数 (PREN)

钢 PREN = %Cr + 3.3 x %Mo + 16 x %N
镍基合金 PREN = %Cr + 1.5 x (%Mo + %W + Nb)
耐海水性 PREN ≥ 40

*并非所有材料均有库存

Pitting Resistance Equivalent (PREN)


Steel PREN = %Cr + 3,3 x %Mo + 16 x %N
Nickel based Alloy PREN = %Cr + 1,5 x (%Mo + %W + Nb)
Seawater resistance PREN ≥ 40

* Not all materials available from stock

焊接管与无缝管

焊接管只是壁厚与外径的比值较小的管子, 钢板经过机械成型弯曲成管状, 在接口处进行焊接。

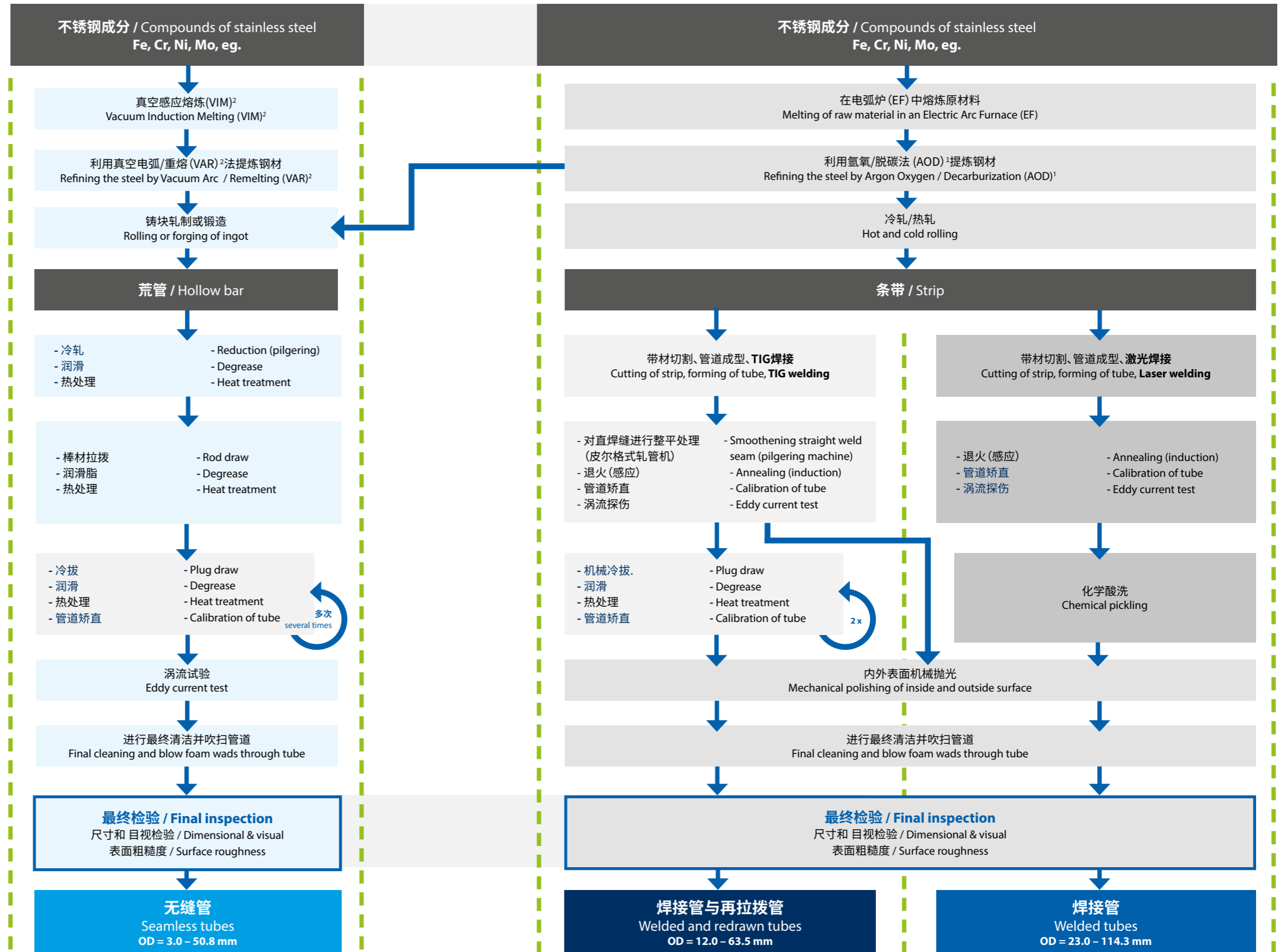
无缝管的直径约为200 mm, 为实现无缝制造, 管壁通常较厚。在连铸工艺中, 先进行有色金属管道成型, 然后立即通过滚动逐渐缩减直径。我们还可以利用塑料成型工艺来生产无缝管。



Welded and seamless tubes

Welded tubes are tubes that have a wall thickness that is small in relation to their outside diameter. Steel is bent into a tube by mechanical forming and welded at the joints.

Seamless tubes with diameters of about 200 mm with large wall thicknesses are usually produced seamlessly. In the continuous casting process, a non-ferrous tube is formed and immediately reduced in diameter by rolling. Seamless tubes can also be produced by plastic forming.



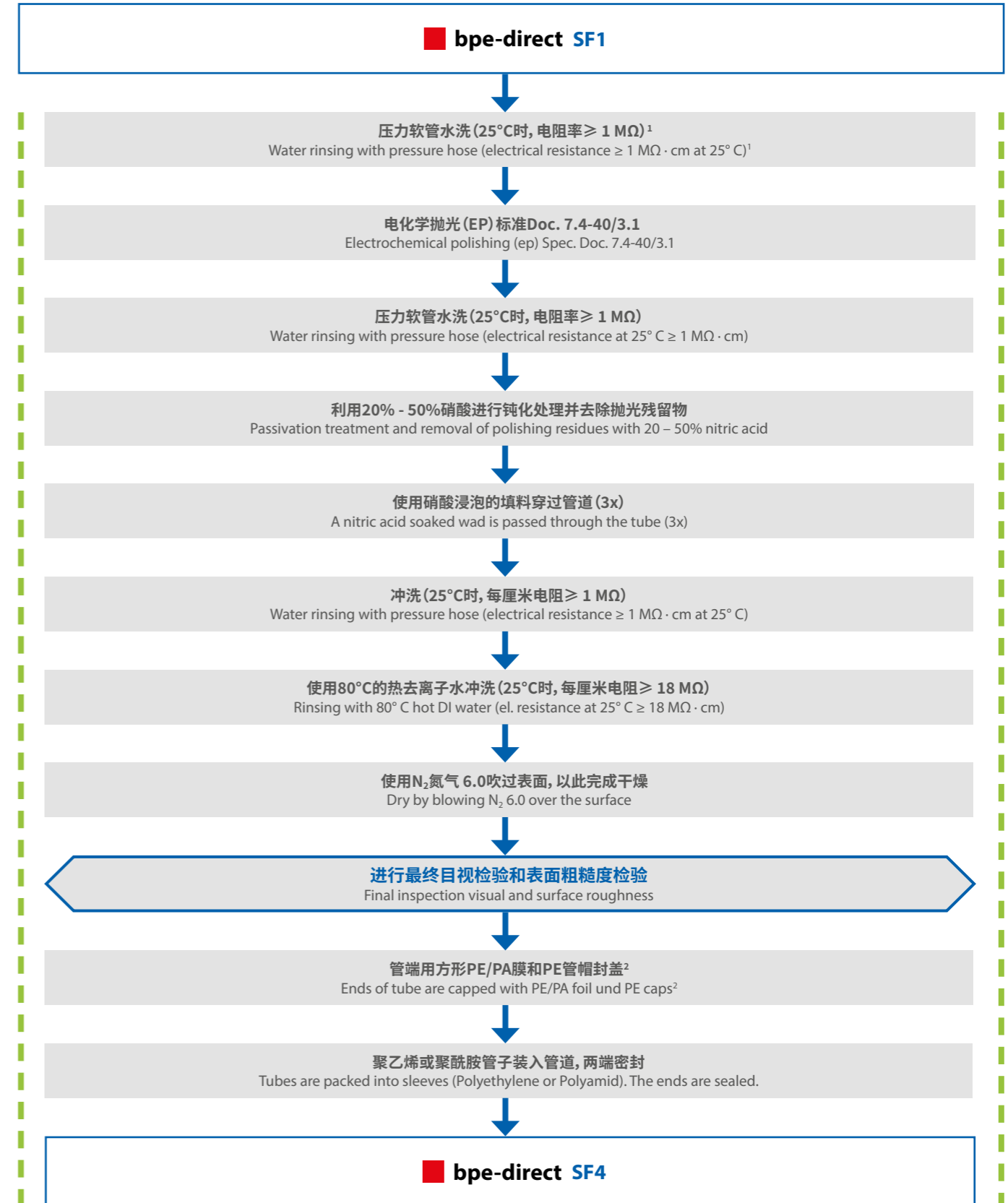


清洁工艺： 适用于众多行业应用

不同行业和应用领域对介质接触表面的清洁度要求不一。因此，Dockweiler也提供了许多不同的清洁工艺，从按照ASTM A632 S3清洁内表面或进行干式清洁，甚至提供最先进的超纯和专用真空清洁工艺并在之后展开残余气体分析。通过我们的清洁工艺确保高度复杂的几何结构和毛细结构的清洁度。

Cleaning Processes: For various industrial applications

Different industries and application areas have different requirements for the cleanliness of media contact surfaces. Thus Dockweiler offers a variety of different cleaning processes. From cleaning internal surfaces in accordance to ASTM A632, S3 or dry cleaning processes. Up to the most high-tech ultra pure and proprietary vacuum cleaning process with subsequent residual gas analysis. With our cleaning processes we ensure the cleaning of highly complex geometries and even capillary structures.



¹ If tubes are contaminated with dirt, dust or oil after mechanical treatment, e.g. honing, they are cleaned with an alkaline or acid detergent before any further treatment.

² If the marking is hardly legible after the frequent cleaning steps, tubes will be marked again.

¹ 如果管子在机械处理(如抛光)后被污垢、灰尘或油污染,则在进一步处理前,应使用碱性或酸性清洁剂进行清洁。

² 如果经过频繁清洁后,标记变的难以辨认,则在管子上重新标记。

**Dockweiler Tube System
(Suzhou) Co., Ltd.**

德库威勒超净科技(苏州)有限公司

通和路10号, 5幢 苏州工业园区 (SIP)
215128 苏州市
中国

☎ +86 0512-6551 3062

✉ infochina@dockweiler.com



www.dockweiler.com

查找当地合作伙伴, 获取更多信息

Find your local partner and further informations